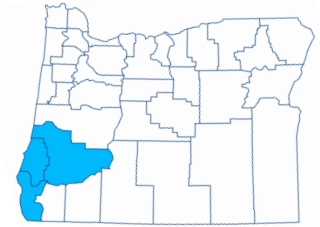


# Southwestern Oregon Economic Indicators

August 2019 (July 2019 Data)

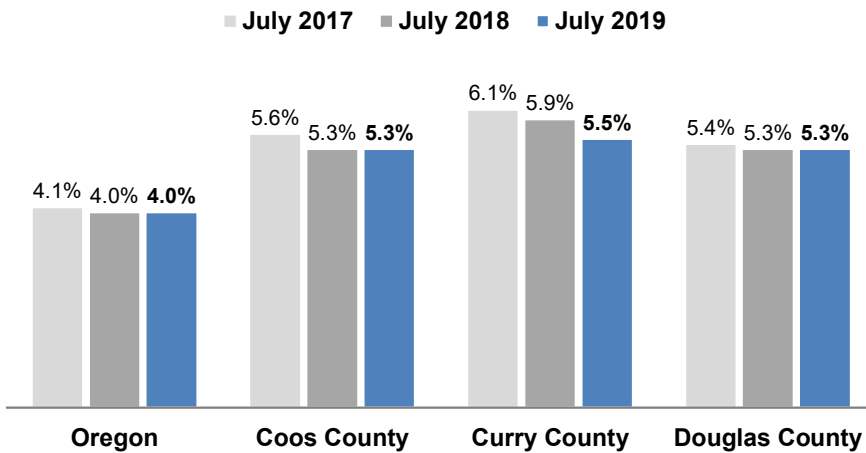
For data or publications on Southwestern Oregon, visit us at: [QualityInfo.org](http://QualityInfo.org)



## Local and State Unemployment Rates

(Seasonally adjusted)

Source: Oregon Employment Department, LAUS

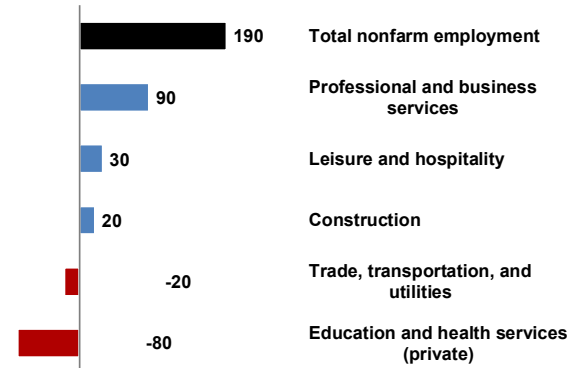


## Industry Gains and Losses


(Over-the-year net change in employment)

Source: Oregon Employment Department, CES

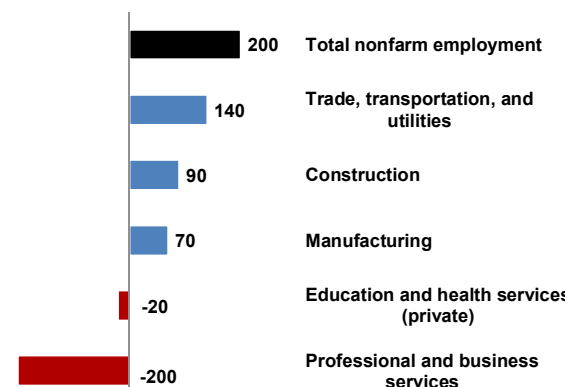
### Coos County Net Job Growth



### Curry County Net Job Growth



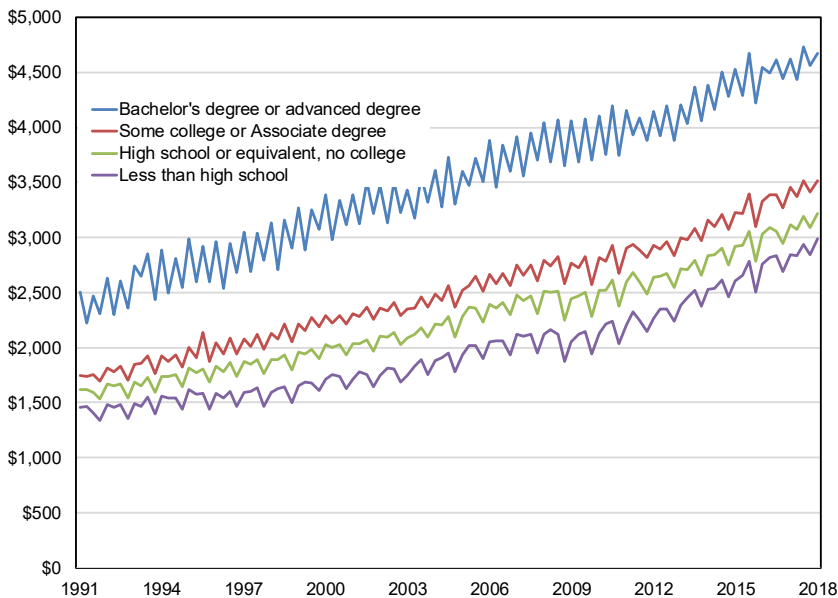
### Douglas County Net Job Growth



## Graph of the Month

South Coast Average Monthly Earnings by Education Level

Source: U.S. Census Bureau, Local Employment Dynamics



Regional economist Guy Tauer's recent [article](#) examines education's effect on earnings in the South Coast region of Coos and Curry counties. According to data from the Census Bureau's Local Employment Dynamics, wages in the South Coast are higher on average with greater levels of education. Although the wage premium for bachelor's degree holders compared with those with high school diplomas has declined from its 2001 peak of 70 percent higher wages, bachelor's degree holders in 2018 still earned average wages roughly 46 percent higher than those with a high school diploma. However, with the ballooning cost of four-year degrees, students should think carefully about how they invest their education dollars.