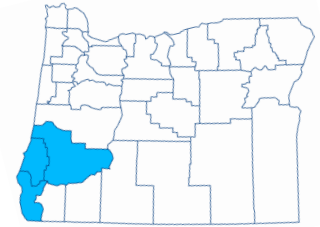


Southwestern Oregon Economic Indicators

December 2019 (November 2019 Data)

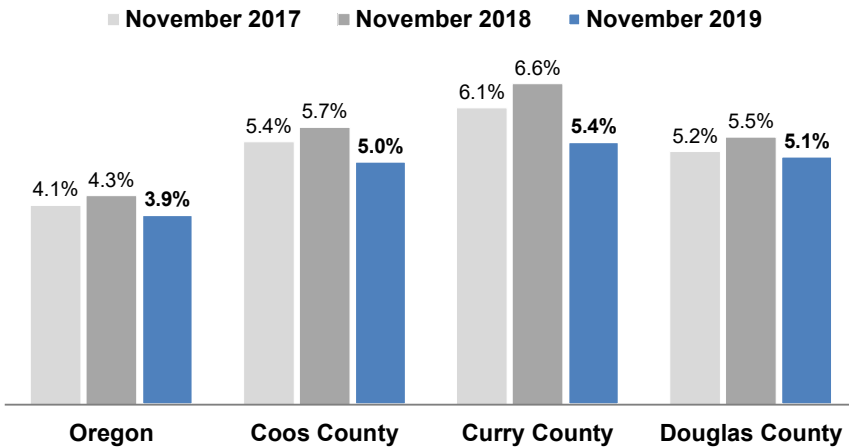
For data or publications on Southwestern Oregon, visit us at: QualityInfo.org



Local and State Unemployment Rates

Seasonally adjusted

Source: Oregon Employment Department, LAUS




Industry Gains and Losses

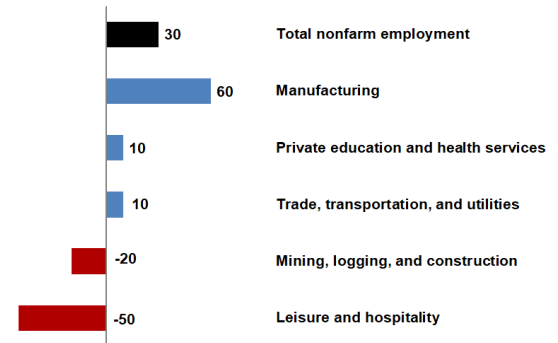
Over-the-year net change in employment

Source: Oregon Employment Department, CES

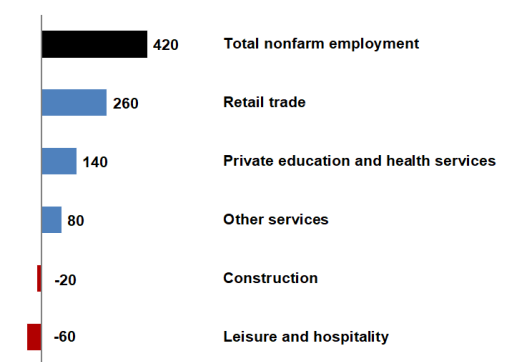
Coos County Net Job Growth



Curry County Net Job Growth



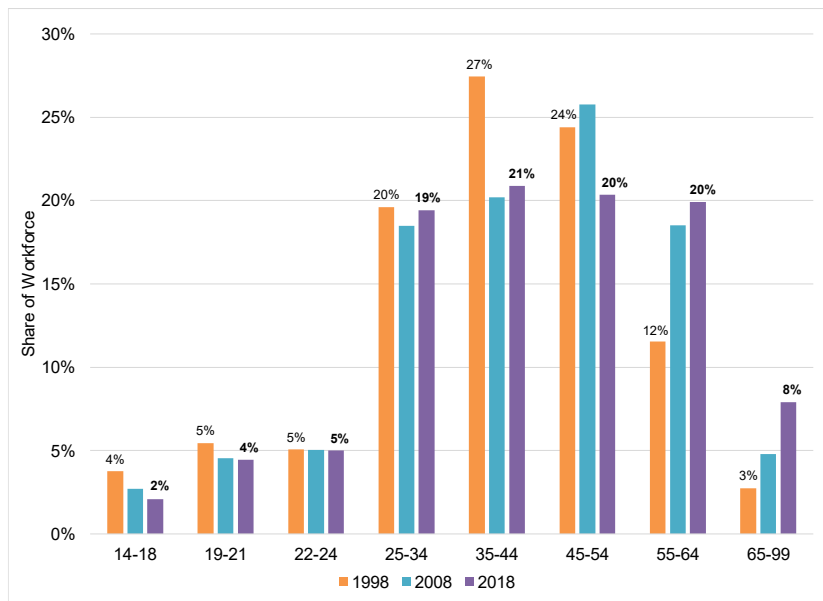
Douglas County Net Job Growth



Graph of the Month

Southwestern Oregon's Aging Workforce

Source: U.S. Census Bureau, Quarterly Workforce Indicators



Southwestern Oregon's workforce is aging. Youth representation in the workforce peaked at four percent in the mid-1990s and has dropped steadily since. In 2018, only two percent of workers were between 14 and 18 in age. In contrast, the share of the workforce age 65 to 99 has nearly quadrupled (+379%) since 1992. Age groups between the ages of 25 and 54 all experienced drops in their presence in the workforce. With a large percentage of the population preparing for retirement and declines in the age groups who may have the skills to replace them, we are left with the question: As the more mature workers age out the workforce, who will be available to fill their shoes?"