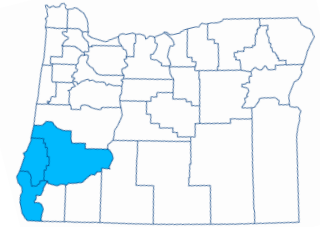


Southwestern Oregon Economic Indicators

August 2020 (July 2020 Data)



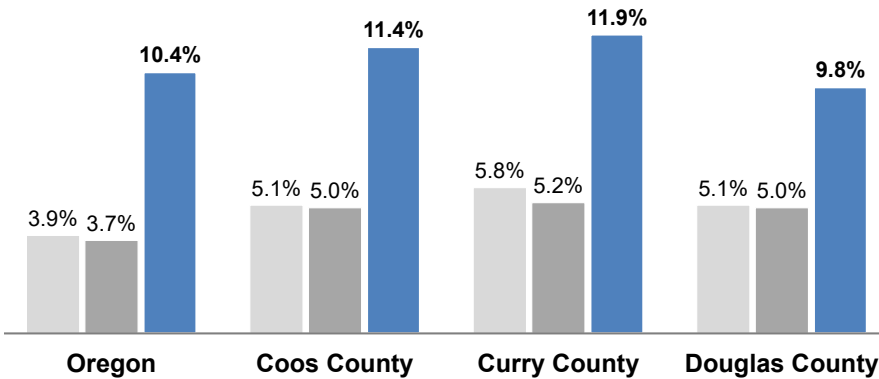
For data or publications on Southwestern Oregon, visit us at: QualityInfo.org

Local and State Unemployment Rates

Seasonally adjusted

Source: Oregon Employment Department, LAUS

■ July 2018 ■ July 2019 ■ July 2020



Selected Industry Gains and Losses

Over-the-year net employment change

Source: Oregon Employment Department, CES

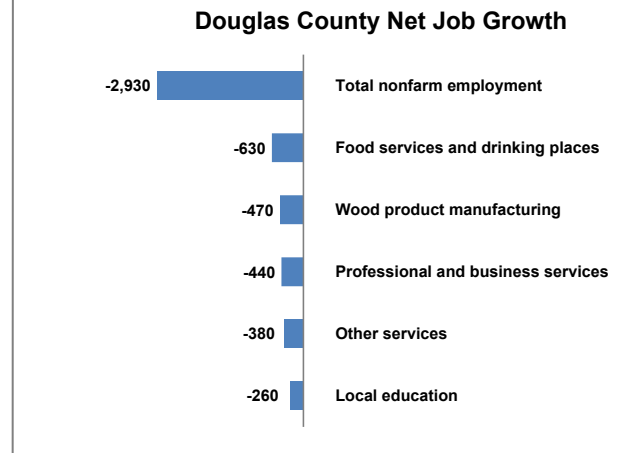
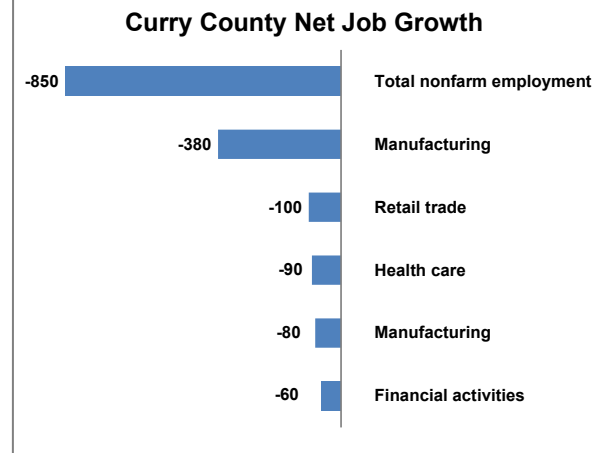
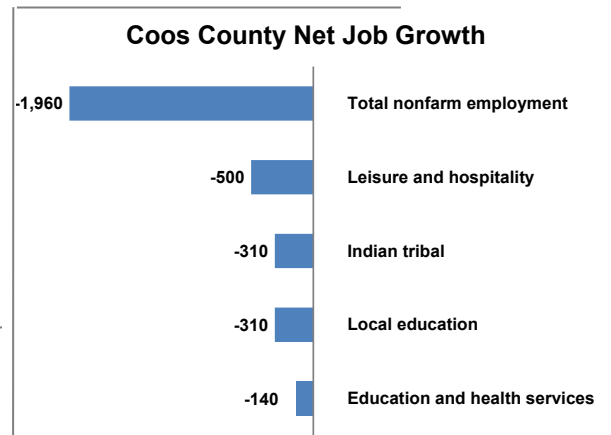


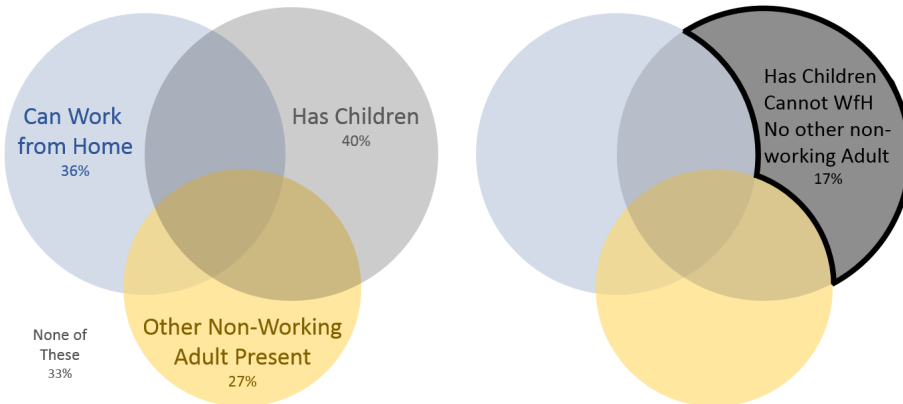
Chart of the Month

Source: Josh Lehner, Oregon Office of Economic Analysis

COVID Challenges Working Oregon Parents

Oregon's Workforce: 2.1 million

Working Parents in a Bind: 350,000



Data: 2018 ACS | Source: IPUMS-USA, Univ of Chicago, Oregon Office of Economic Analysis

In July of 2020, Coos County's unemployment rate was 11.4 percent, up 6.4 percentage points from last year. Curry County's unemployment rate was 11.9 percent, up 6.7 percentage points over last year. Douglas County's unemployment rate was 9.8 percent, up 4.8 percentage points over last year.

The monthly feature shows a chart from the article written by Josh Lehner with the Office of Economic Analysis. Josh writes about the challenges that parents are facing with working and finding childcare. He goes into detail on what part of the population is experiencing the biggest impact. You can read Josh's article [here](#).