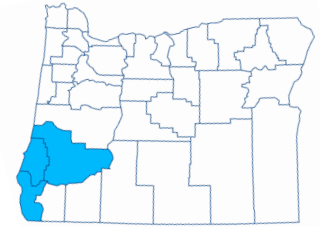


# Southwestern Oregon Economic Indicators

## September 2020 *(August 2020 Data)*

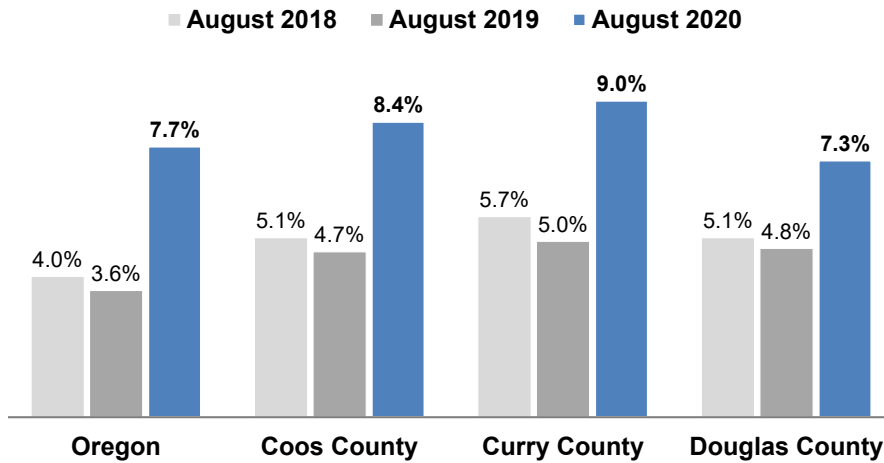


For data or publications on Southwestern Oregon, visit us at: [QualityInfo.org](http://QualityInfo.org)

### Local and State Unemployment Rates

Seasonally adjusted

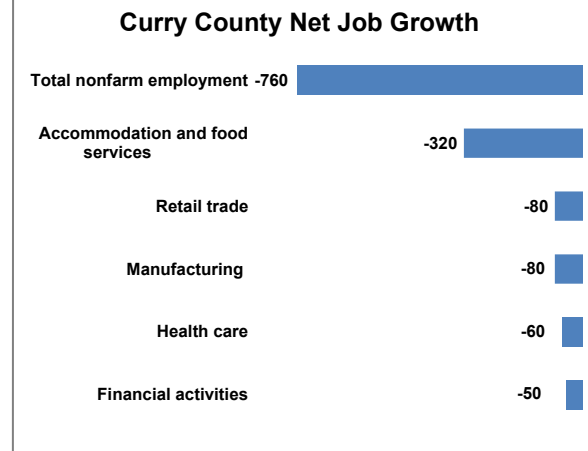
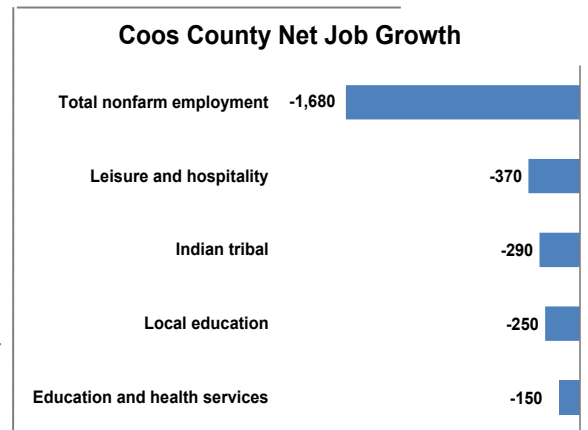
Source: Oregon Employment Department, LAUS



### Selected Industry Gains and Losses

Over-the-year net employment change

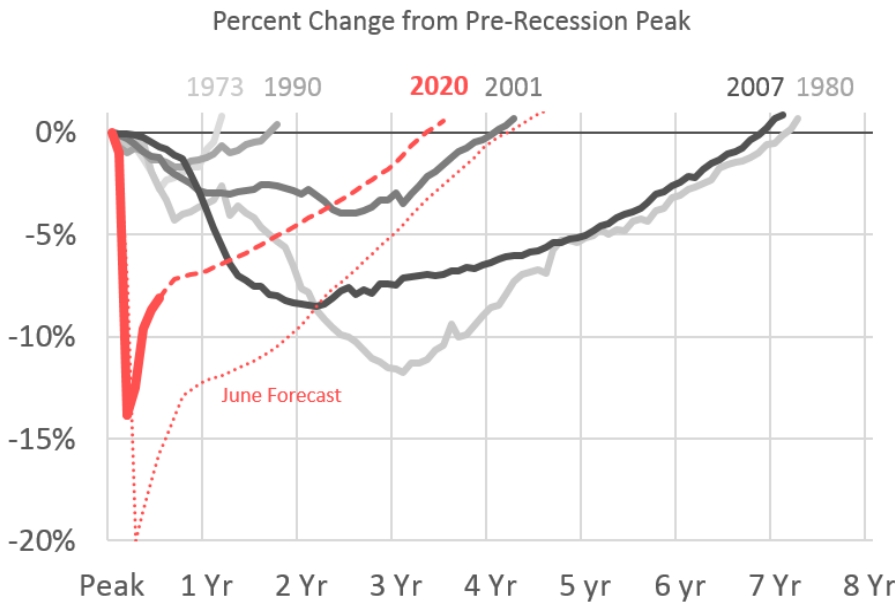
Source: Oregon Employment Department, CES



### Graph of the Month

#### Oregon Employment Loss by Recession

Source: Josh Lehner, Oregon Office of Economic Analysis



The Oregon Office of Economic Analysis published the quarterly economic and revenue forecast for the state. The current forecast today is slightly more optimistic than their previous forecast in June. The June forecast predicted a recovery in late 2024, this revision estimates that we will return to pre-COVID employment levels by mid-2023. You can find this blog post [here](#). For a deep dive into these numbers and information you visit [here](#).

