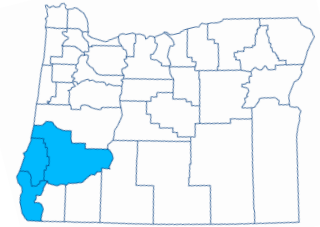


Southwestern Oregon Economic Indicators

October 2020 *(September 2020 Data)*

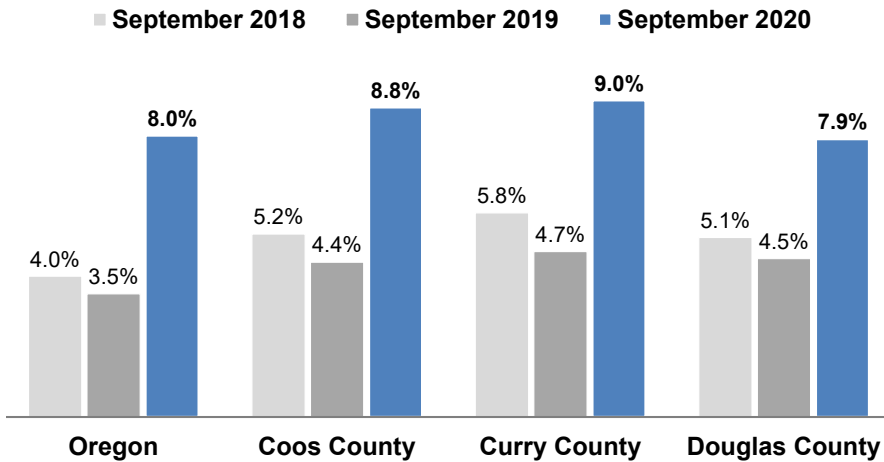


For data or publications on Southwestern Oregon, visit us at: QualityInfo.org

Local and State Unemployment Rates

Seasonally adjusted

Source: Oregon Employment Department, LAUS

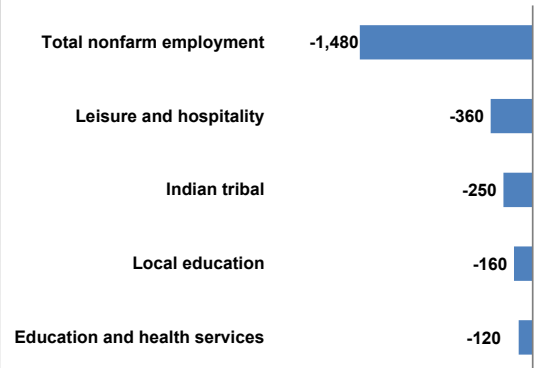


Selected Industry Gains and Losses

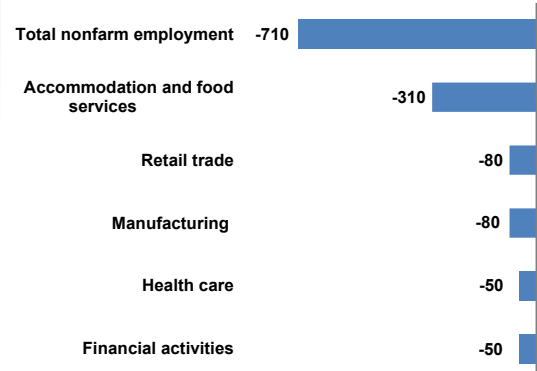
Over-the-year net employment change

Source: Oregon Employment Department, CES

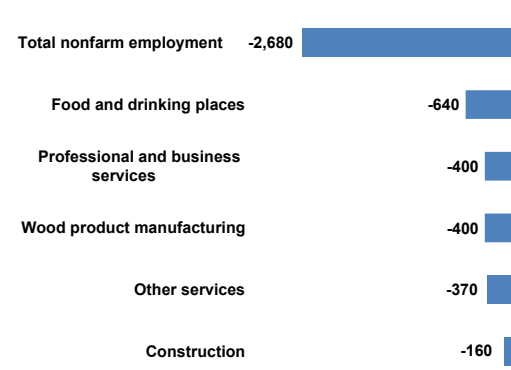
Coos County Net Job Growth



Curry County Net Job Growth



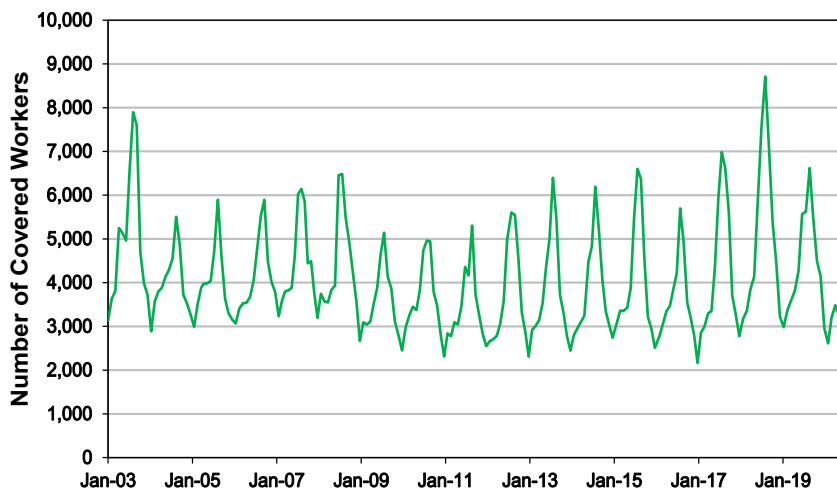
Douglas County Net Job Growth



Graph of the Month

Oregon Covered Employment in Support Activities for Forestry

Source: Oregon Employment Department



Although Douglas, Coos and Curry counties have added back jobs lost since the spring the recovery growth has slowed in pace. The unemployment rate continues to be well above the mid 4 percent levels that we experienced earlier in the year. The graph of the month highlights the article written by Brian Rooney, Regional Economist. Brian explores the timber industry and also the impact of COVID-19 on the industries that support it. These support industries include, among others, tree planting and thinning. You can find more [here](#).