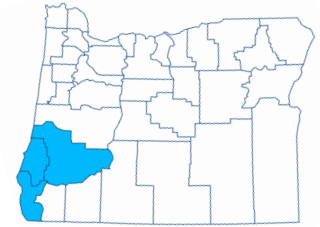


# Southwestern Oregon Economic Indicators

July 2021 (June 2021 Data)

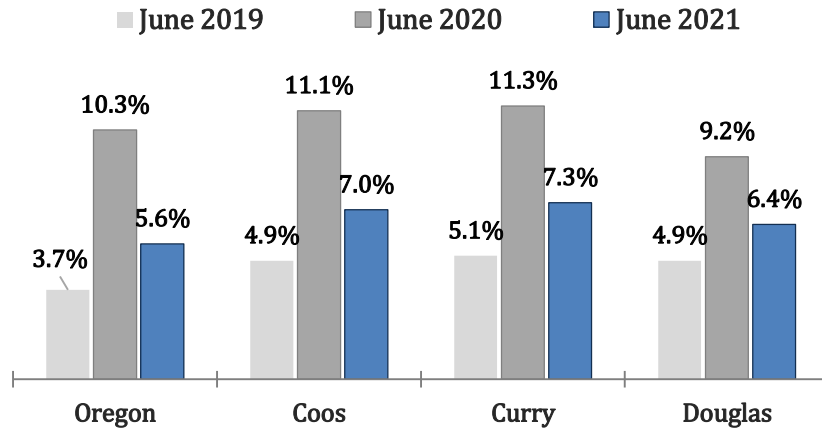


For data or publications on Southwestern Oregon, visit us at: [QualityInfo.org](http://QualityInfo.org)

## Local and State Unemployment Rates

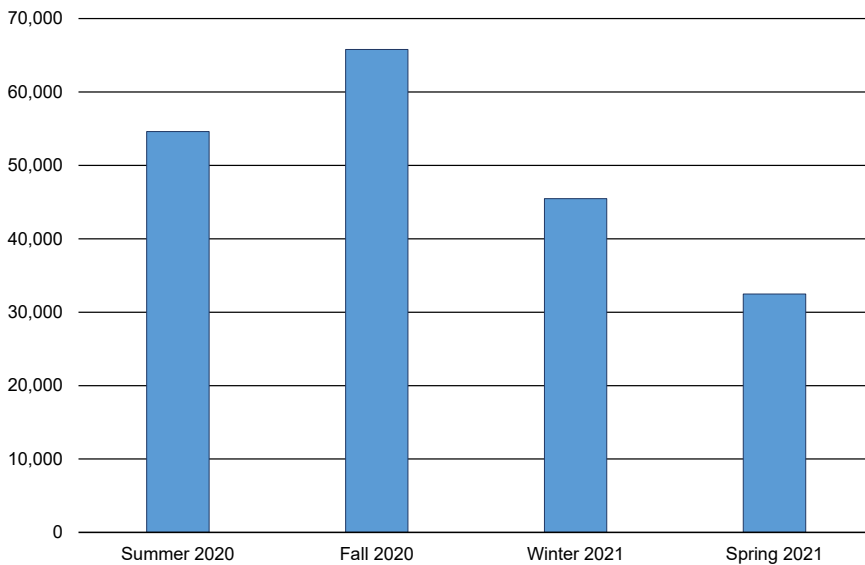
Seasonally adjusted

Source: Oregon Employment Department, Local Area Unemployment Statistics



## Graph of the Month: Oregonians Out of the Labor Force and Not Looking for Work due to COVID-19

Source: Oregon Employment Department and Bureau of Labor Statistics, Current Population Survey



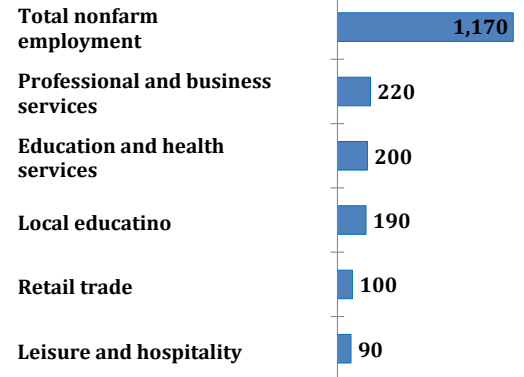
The graph of the month is from an [article](#) written by Gail Krumenauer, State Employment Economist at the Oregon Employment Department. This article also contains the updated Beveridge Curve for Oregon. The graph below shows the progression in the number of the workforce who are not looking for work due to the COVID-19 pandemic. There are many contributing factors to this sector of the unemployed in Oregon. Reasons might include COVID-19 related events such as the childcare shortage, a rise in retirement, and employers looking to build candidate pools. The [Job Vacancy Survey](#) recently showed a record level of vacancies in Spring 2021.

## Selected Industry Gains and Losses

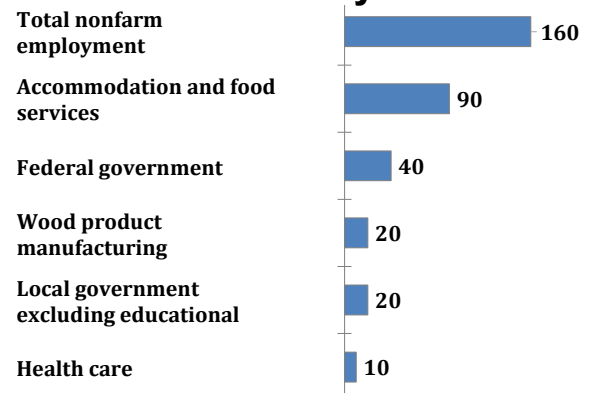
Over-the-year net employment change

Source: Oregon Employment Department, Current Employment Estimates

### Coos



### Curry



### Douglas

