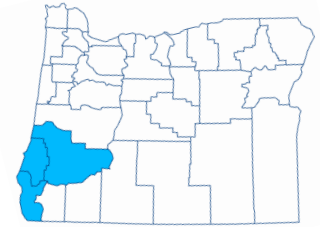


Southwestern Oregon Economic Indicators

August 2021 (July 2021 Data)

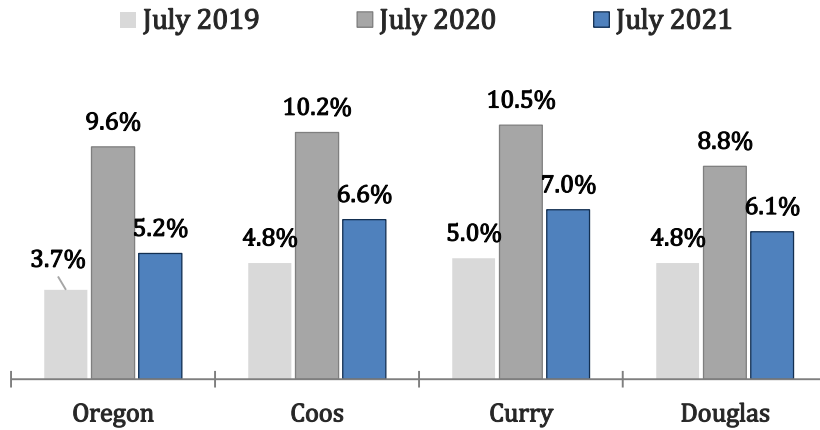


For data or publications on Southwestern Oregon, visit us at: QualityInfo.org

Local and State Unemployment Rates

Seasonally adjusted

Source: Oregon Employment Department, Local Area Unemployment Statistics

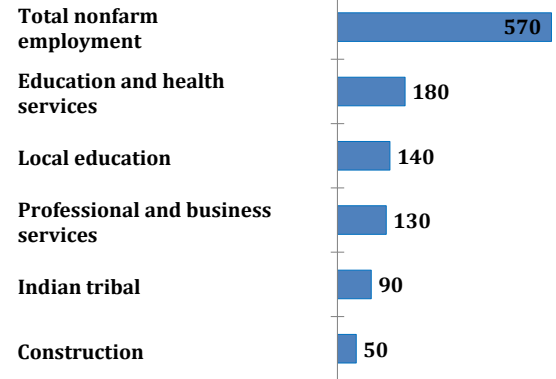


Selected Industry Gains and Losses

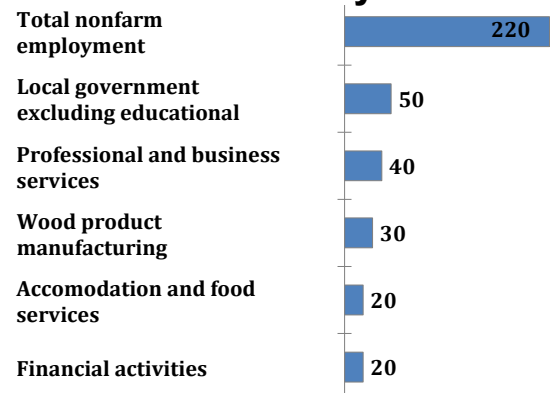
Over-the-year net employment change

Source: Oregon Employment Department, Current Employment Estimates

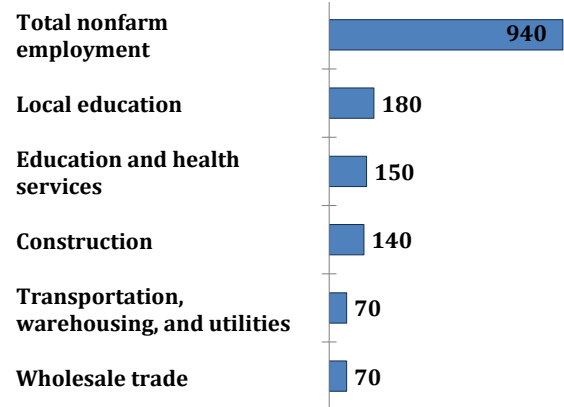
Coos



Curry

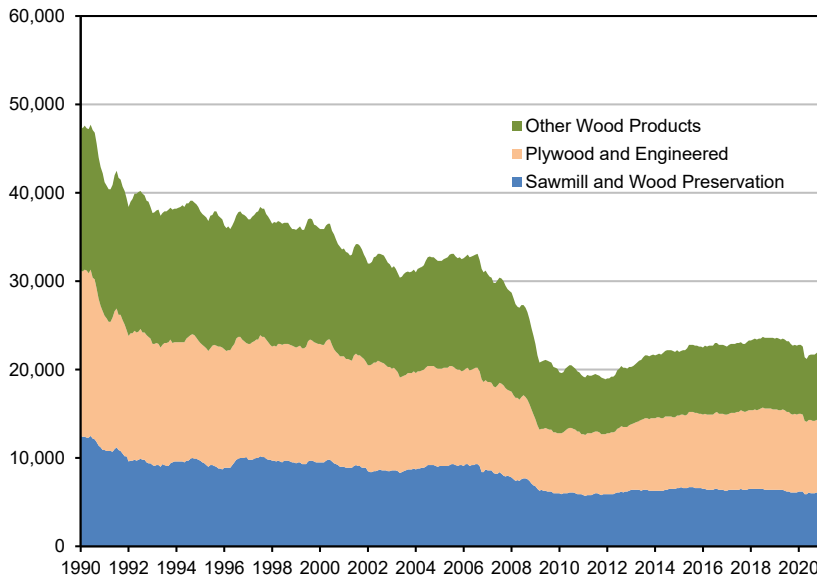


Douglas



Graph of the Month: Oregon Wood Product Manufacturing Employment

Source: Oregon Employment Department



The graph of the month is from an [article](#) by Brian Rooney, Regional Economist. This article takes a deep dive into the factors that have influenced the changes in the employment levels, and the number of mills that are in our area. The COVID-19 pandemic took its toll on wood product manufacturing, but for the most part it fared better than other industries. Technology has influenced employment levels and the number of operating mills. The top 20 counties that contain the wood products industry are detailed in this report with Curry and Douglas County holding the top two spots with the largest share of employment.