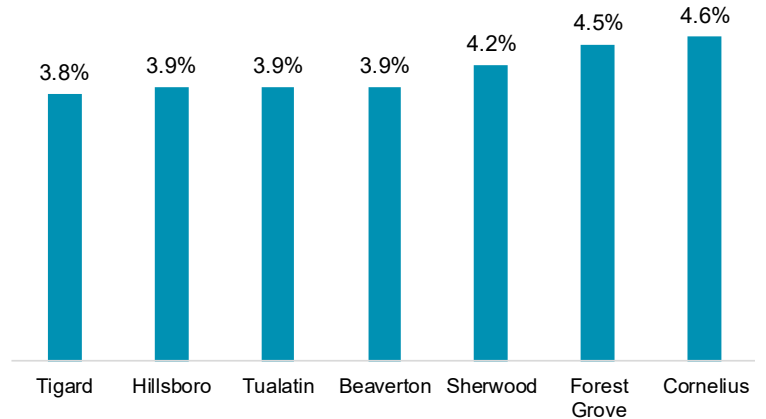


Washington County's unemployment rate was 3.5 percent in August 2017, an 0.8 percentage point drop from the prior year. Many cities in Washington County also saw unemployment rates lower than the previous year (not seasonally adjusted).

The county added 5,600 jobs between August 2016 and August 2017. Transportation and warehousing continued to increase with a 15.9 percent growth rate. Manufacturing saw its second month of job gains, adding 1,400 jobs year over year after a sluggish summer. Five industries recorded job growth of less than 1 percent over the year.

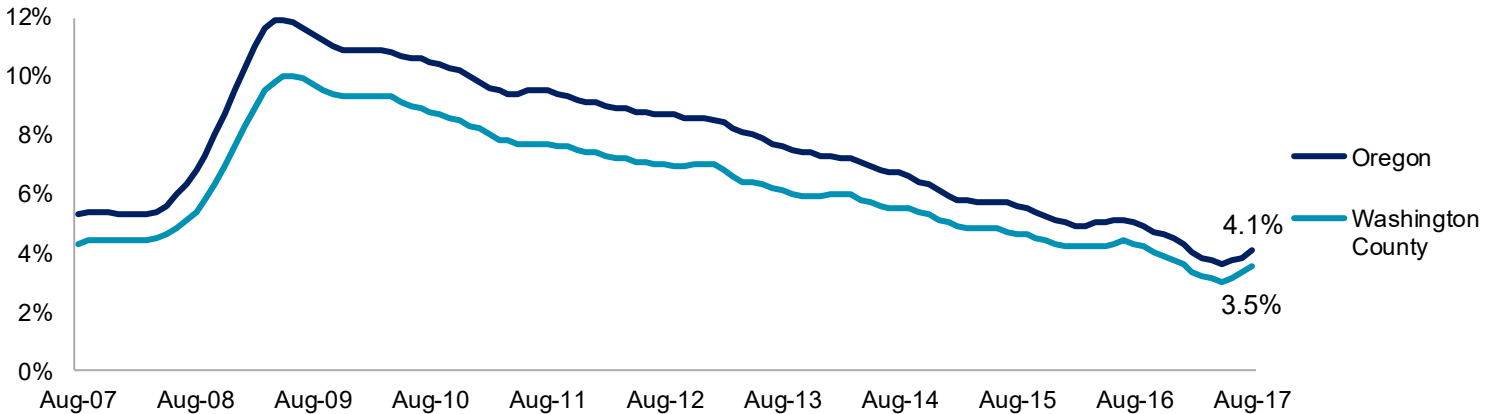
Unemployment Rates in Washington County Cities

August 2017, not seasonally adjusted
 Oregon Employment Department, Local Area Unemployment Statistics



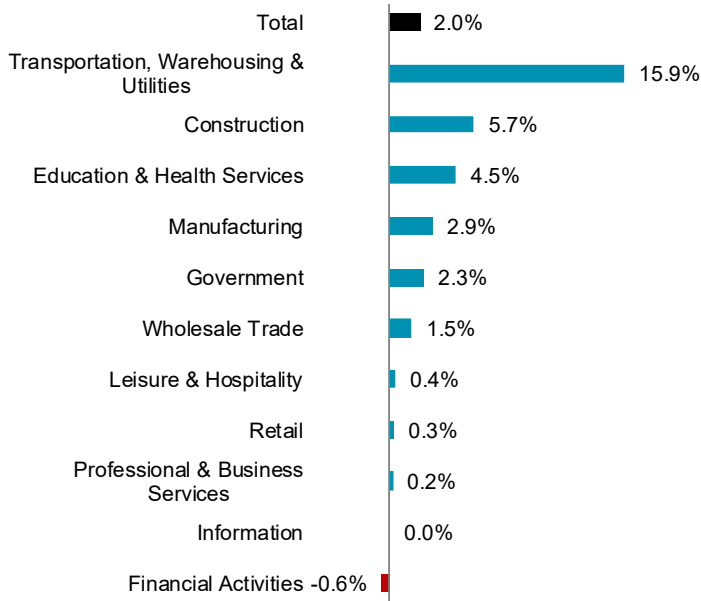
Unemployment Rate

August 2007 to August 2017, seasonally adjusted
 Oregon Employment Department, Local Area Unemployment Statistics



Transportation & Warehousing Leads Industry Employment Growth

Percentage change, August 2016 to August 2017
 Oregon Employment Department, Current Employment Estimates



Net Job Growth in Washington County

Net change, August 2016 to August 2017
 Oregon Employment Department, Current Employment Estimates

