

# Washington County Economic Indicators

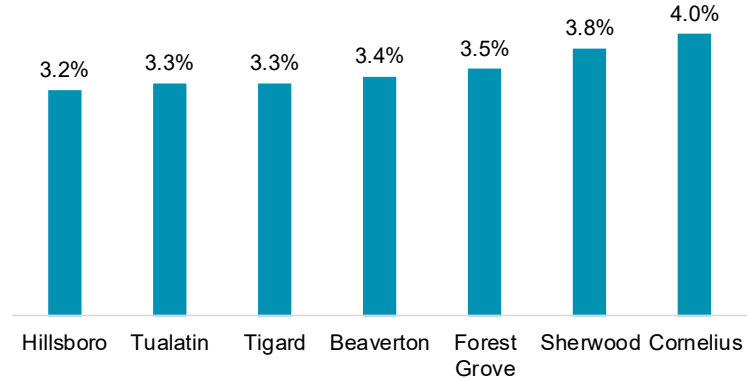
December 2017 (November Data)

Washington County's unemployment rate held steady at 3.6 percent in November 2017, a 0.3 percentage point drop from the prior year. Some cities in Washington County also saw unemployment rates lower than the previous year (not seasonally adjusted).

The county added 8,500 jobs between November 2016 and November 2017. Manufacturing continued to add jobs with a 4.4 percent growth rate over the year (+2,100 jobs). Both professional and business services and transportation and warehousing recorded no job gains over the year.

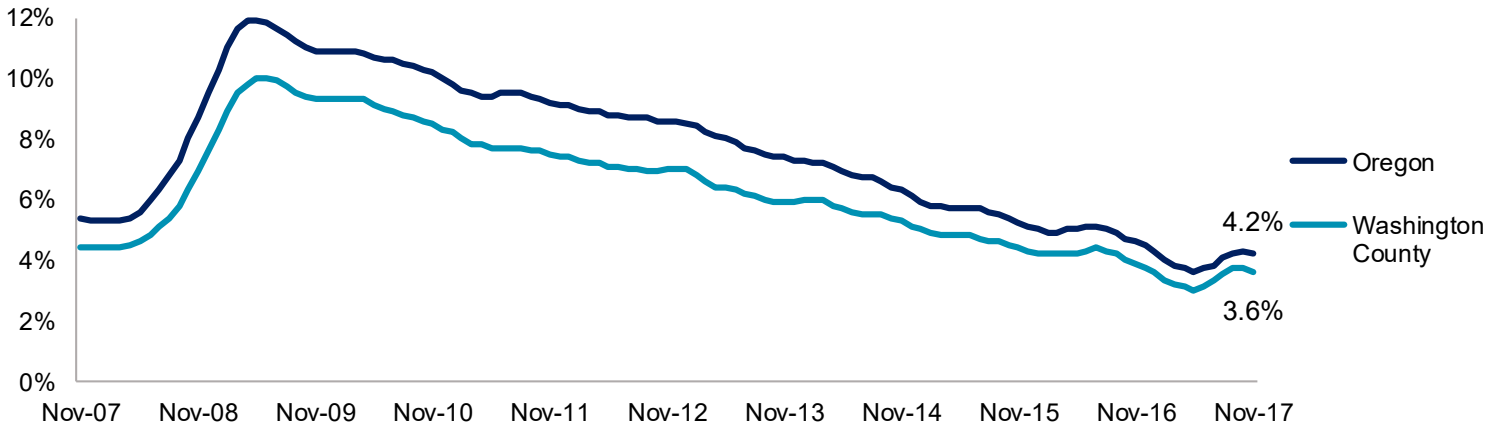
## Unemployment Rates in Washington County Cities

November 2017, not seasonally adjusted  
Oregon Employment Department, Local Area Unemployment Statistics



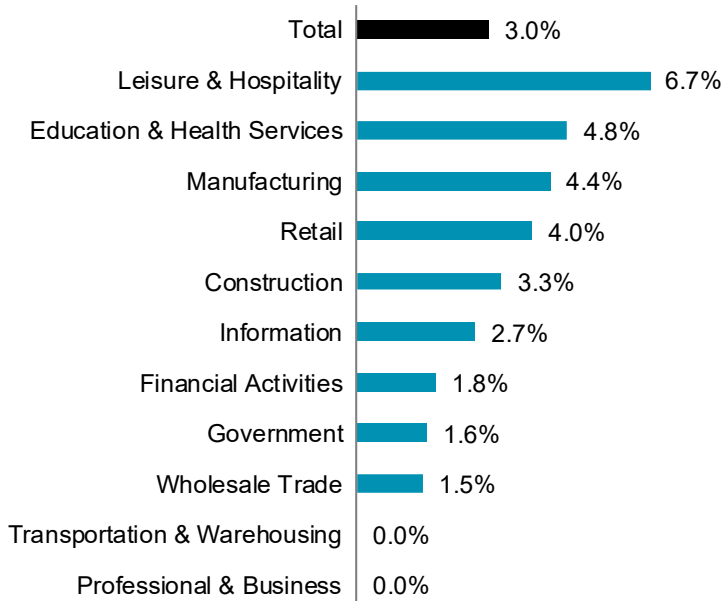
## Unemployment Rate

November 2007 to November 2017, seasonally adjusted  
Oregon Employment Department, Local Area Unemployment Statistics



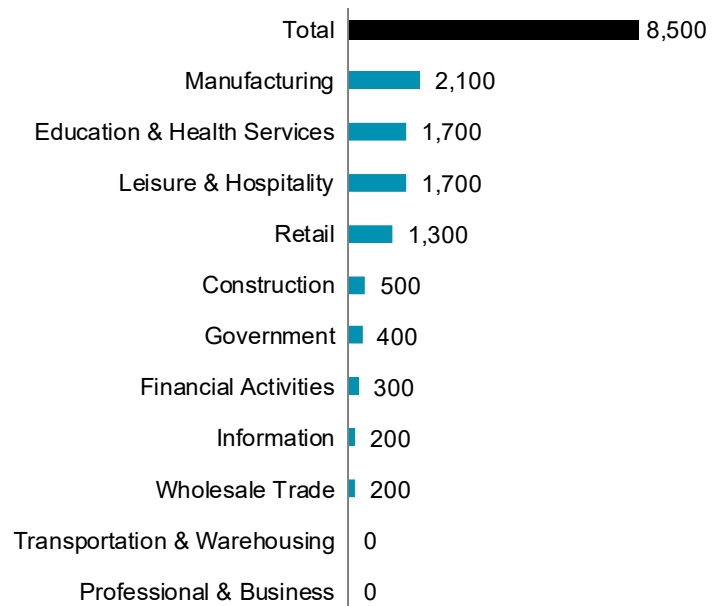
## Leisure & Hospitality Leads Industry Employment Growth

Percentage change, November 2016 to November 2017  
Oregon Employment Department, Current Employment Estimates



## Net Job Growth in Washington County

Net change, November 2016 to November 2017  
Oregon Employment Department, Current Employment Estimates



Have questions? Want to subscribe? Contact me!  
Emily Starbuck, Washington County Workforce Analyst

[Emily.A.Starbuck@oregon.gov](mailto:Emily.A.Starbuck@oregon.gov)  
503.360.2421