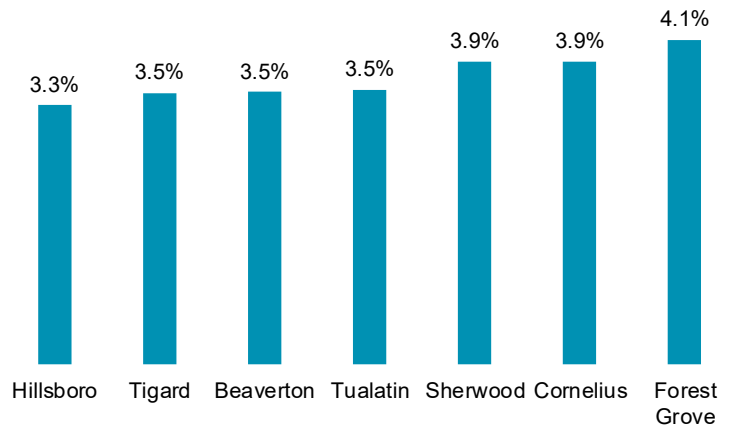


Washington County's unemployment rate decreased to 3.1 percent in August 2018, a 0.5 percentage point drop from last year. City unemployment rates remained below 4.2 percent (not seasonally adjusted).

The county added 4,700 jobs between August 2017 and August 2018. Transportation and warehousing led industry employment growth, and manufacturing added the most jobs over the year. A decline in government employment is due to a legislatively mandated reclassification of home care workers from state government to private health care. This affected about 1,300 workers in the county.

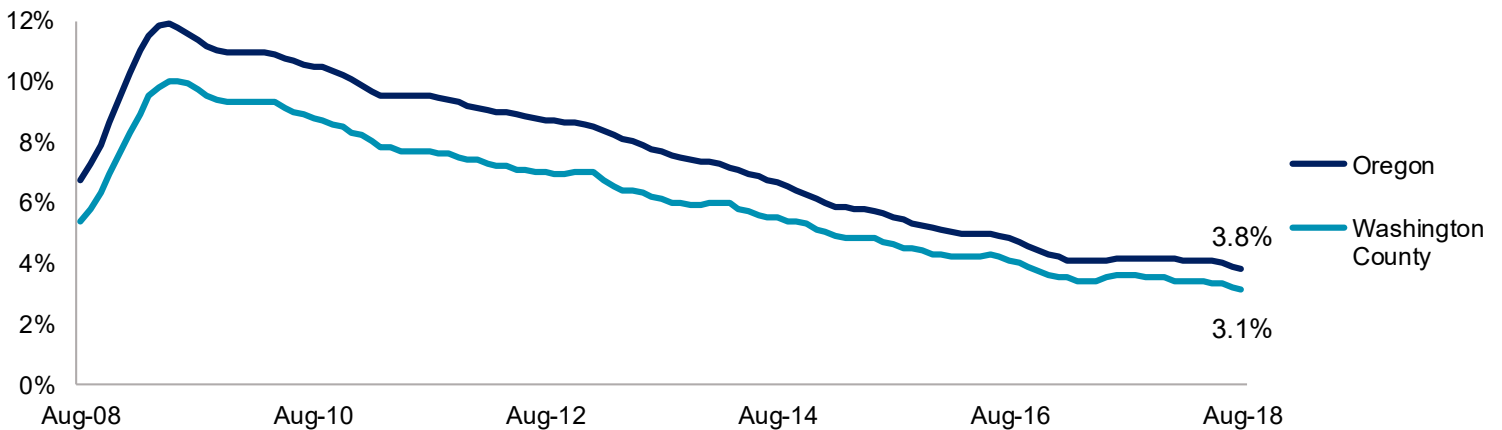
Unemployment Rates in Washington County Cities

August 2018, not seasonally adjusted
 Local Area Unemployment Statistics



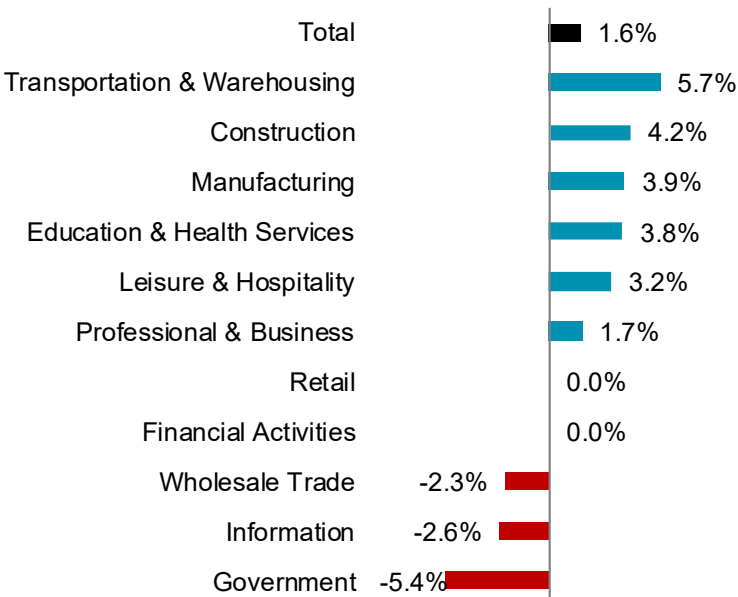
Unemployment Rate

August 2008 to August 2018, seasonally adjusted
 Local Area Unemployment Statistics



Transportation and Warehousing Leads Industry Employment Growth

Percentage change, August 2017 to August 2018
 Current Employment Estimates



Net Job Growth in Washington County

Net change, August 2017 to August 2018
 Current Employment Estimates

