

Washington County

Economic Indicators

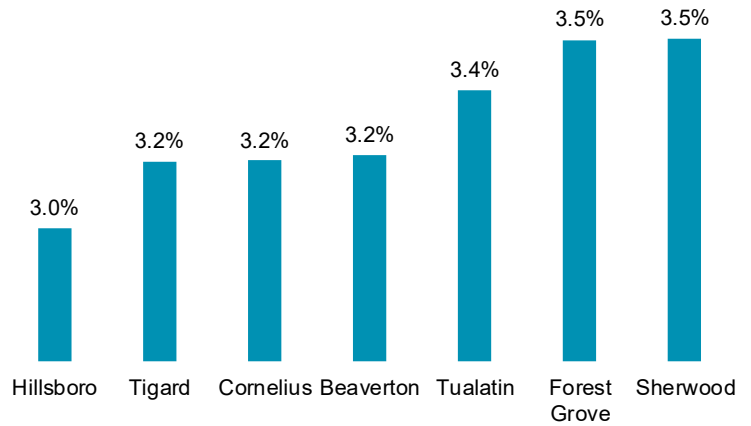
October 2018 (September Data)

Washington County's unemployment rate remained at 3.2 percent in September 2018, a 0.4 percentage point drop from last year. Some cities saw unemployment rates below 3.5 percent (not seasonally adjusted).

The county added 3,600 jobs between September 2017 and September 2018. Construction led industry employment growth, and manufacturing added the most jobs over the year. A decline in government employment is due to a legislatively mandated reclassification of home care workers from state government to private health care.

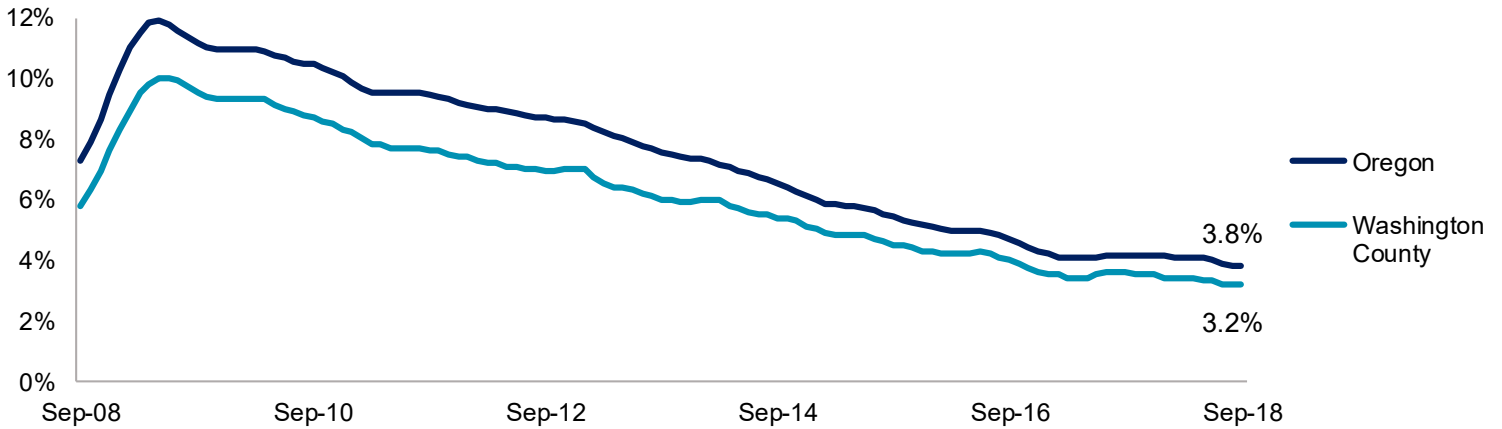
Unemployment Rates in Washington County Cities

Sept. 2018, not seasonally adjusted
Local Area Unemployment Statistics



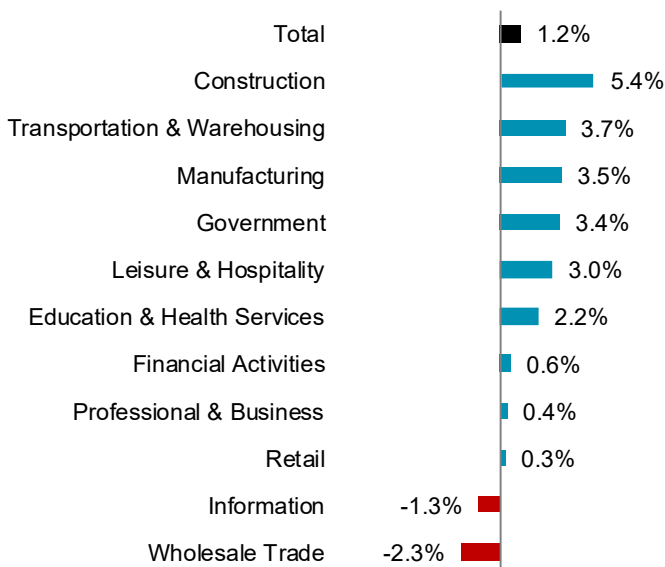
Unemployment Rate

Sept. 2008 to Sept. 2018, seasonally adjusted
Local Area Unemployment Statistics



Construction Leads Industry Employment Growth

Percentage change, Sept. 2017 to Sept. 2018
Current Employment Estimates



Net Job Growth in Washington County

Net change, Sept. 2017 to Sept. 2018
Current Employment Estimates

