

Washington County

Economic Indicators

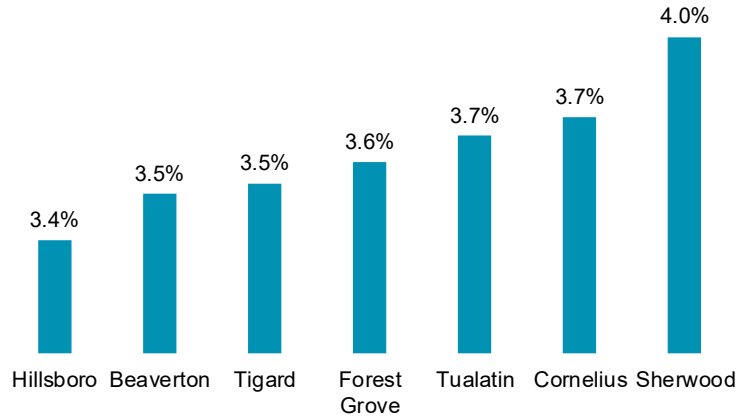
November 2018 (October Data)

Washington County's unemployment rate was 3.3 percent in October 2018, a 0.2 percentage point drop from last year. Some cities saw unemployment rates below 4 percent (not seasonally adjusted).

The county added 4,400 jobs between October 2017 and October 2018. Private education and health services led industry employment growth, and tied with manufacturing to add the most jobs over the year. A decline in government employment is due to a legislatively mandated reclassification of home care workers from state government to private health care.

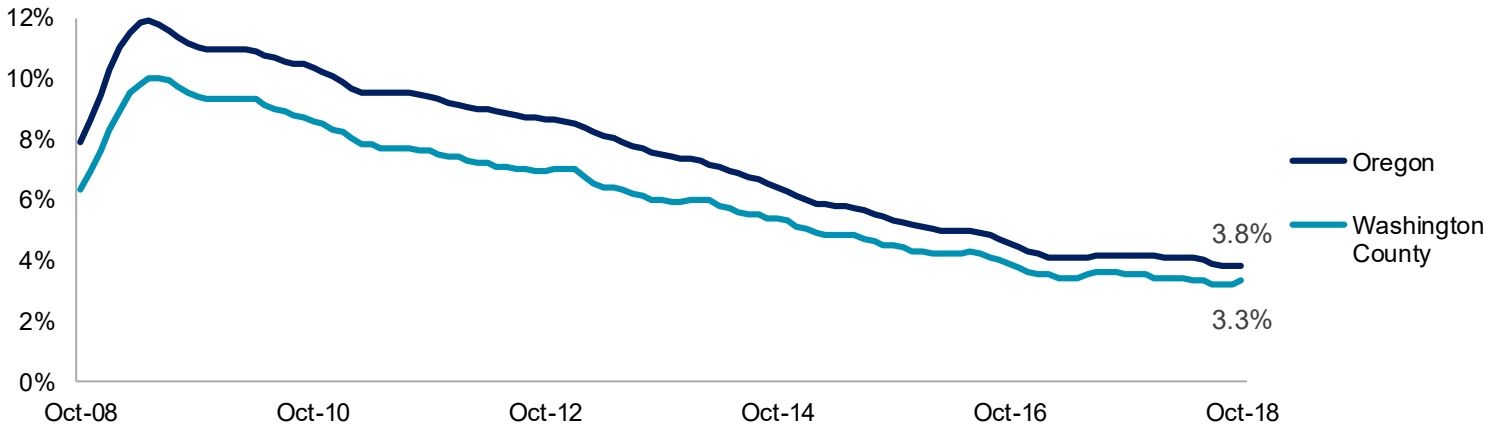
Unemployment Rates in Washington County Cities

October 2018, not seasonally adjusted
Local Area Unemployment Statistics



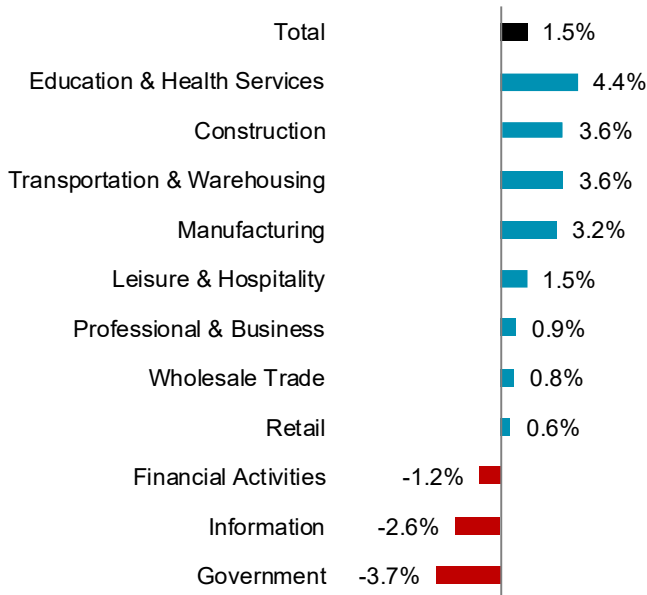
Unemployment Rate

October 2008 to October 2018, seasonally adjusted
Local Area Unemployment Statistics



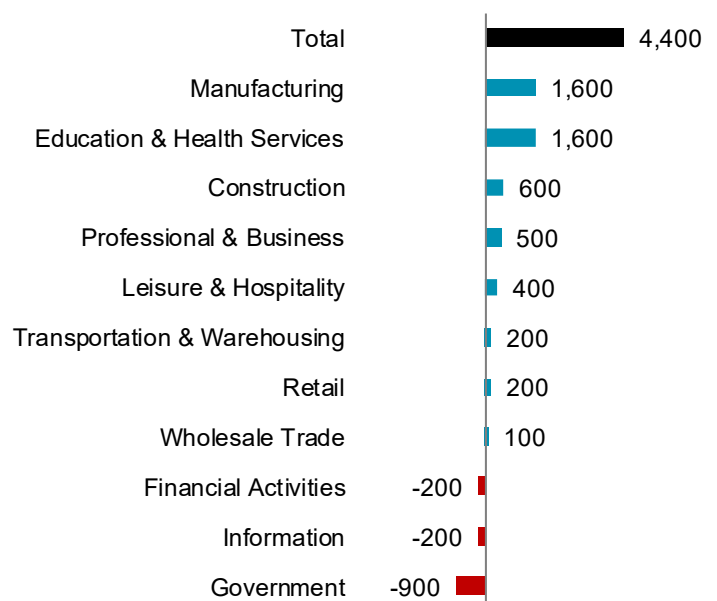
Construction Leads Industry Employment Growth

Percentage change, October 2017 to October 2018
Current Employment Estimates



Net Job Growth in Washington County

Net change, October 2017 to October 2018
Current Employment Estimates



Have questions? Want to subscribe? Contact me!
Emily Starbuck, Washington County Workforce Analyst

Emily.A.Starbuck@oregon.gov
503.360.2421