

Washington County Economic Indicators

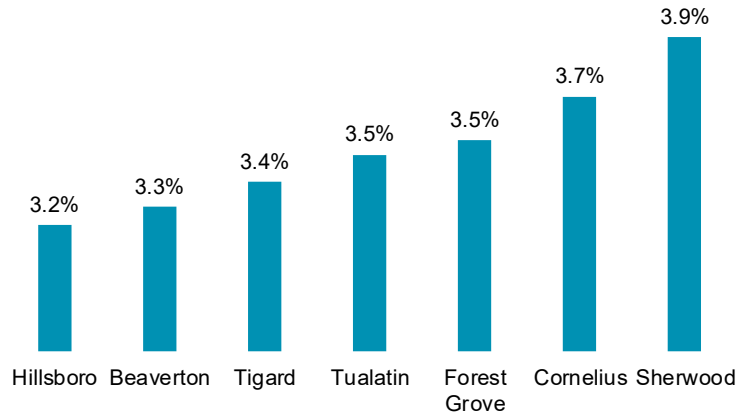
December 2018 (November Data)

Washington County's unemployment rate was 3.4 percent in November 2018, nearly unchanged from last year. Some cities saw unemployment rates below 4 percent, on par with the prior year (not seasonally adjusted).

The county added 4,100 jobs between November 2017 and November 2018. Construction led industry employment growth, while manufacturing added the most jobs over the year. A decline in government employment is due to a legislatively mandated reclassification of home care workers from state government to private health care.

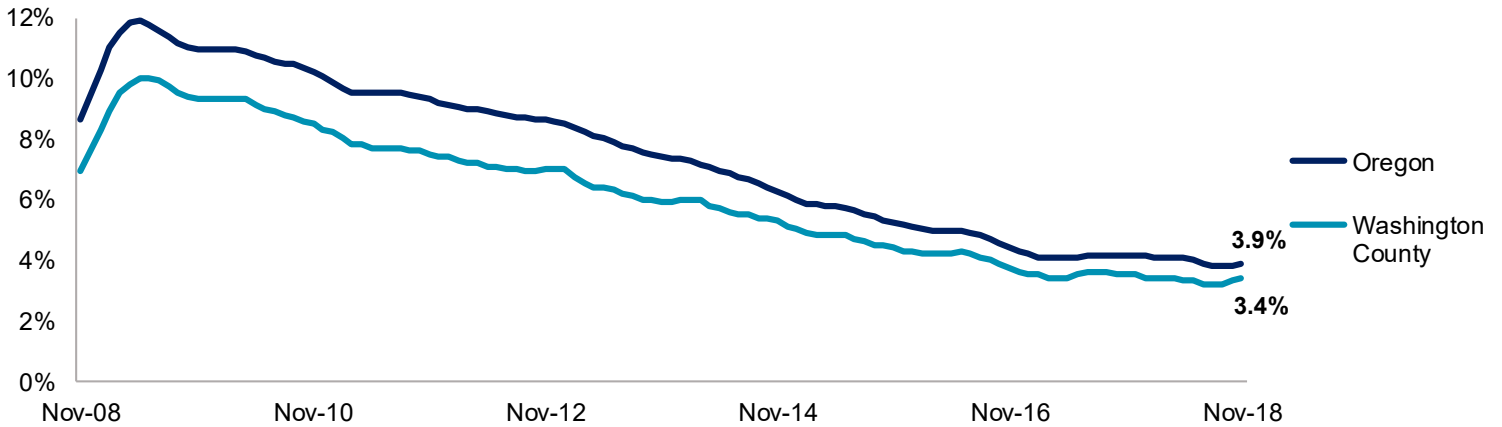
Unemployment Rates in Washington County Cities

November 2018, not seasonally adjusted
Local Area Unemployment Statistics



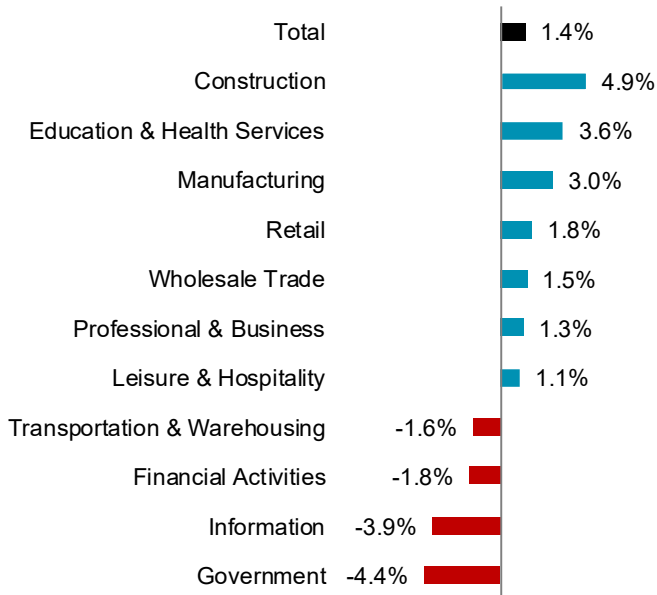
Unemployment Rate

November 2008 to November 2018, seasonally adjusted
Local Area Unemployment Statistics



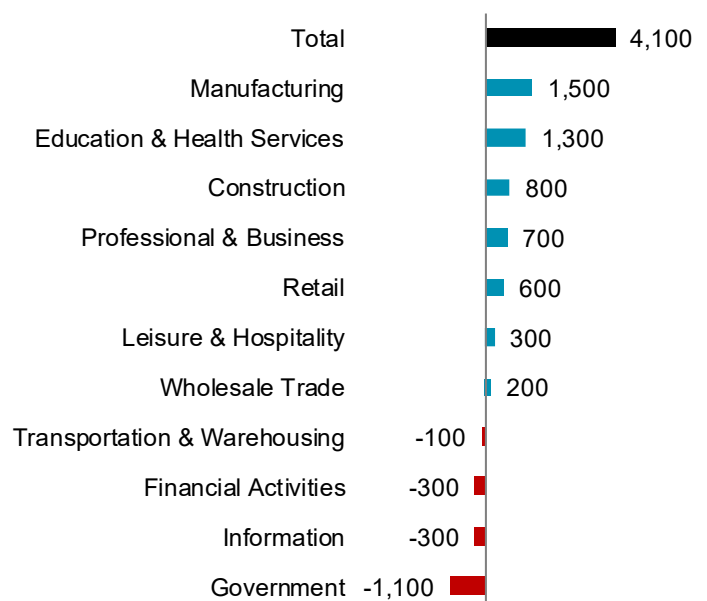
Construction Leads Industry Employment Growth

Percentage change, November 2017 to November 2018
Current Employment Estimates



Net Job Growth in Washington County

Net change, November 2017 to November 2018
Current Employment Estimates



Have questions? Want to subscribe? Contact me!
Emily Starbuck, Washington County Workforce Analyst

Emily.A.Starbuck@oregon.gov
503.360.2421