

Washington County

Economic Indicators

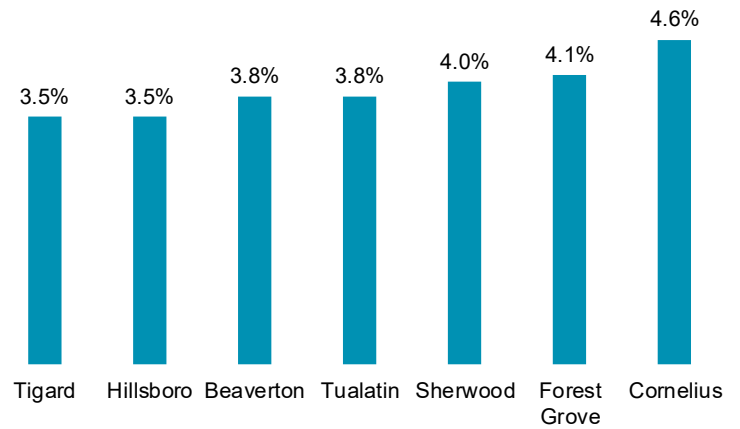
April 2019 (March Data)

Washington County's unemployment rate dipped to 3.6 percent in March 2019, slightly below the prior month and a slight increase from last year. Some cities saw unemployment rates slightly higher than the prior year (not seasonally adjusted).

The county added 4,500 jobs between March 2018 and March 2019, for a growth rate of 1.5 percent. Construction led industry employment growth at 6.2 percent. Manufacturing continued to add the most jobs over the year, with 2,000 jobs gained.

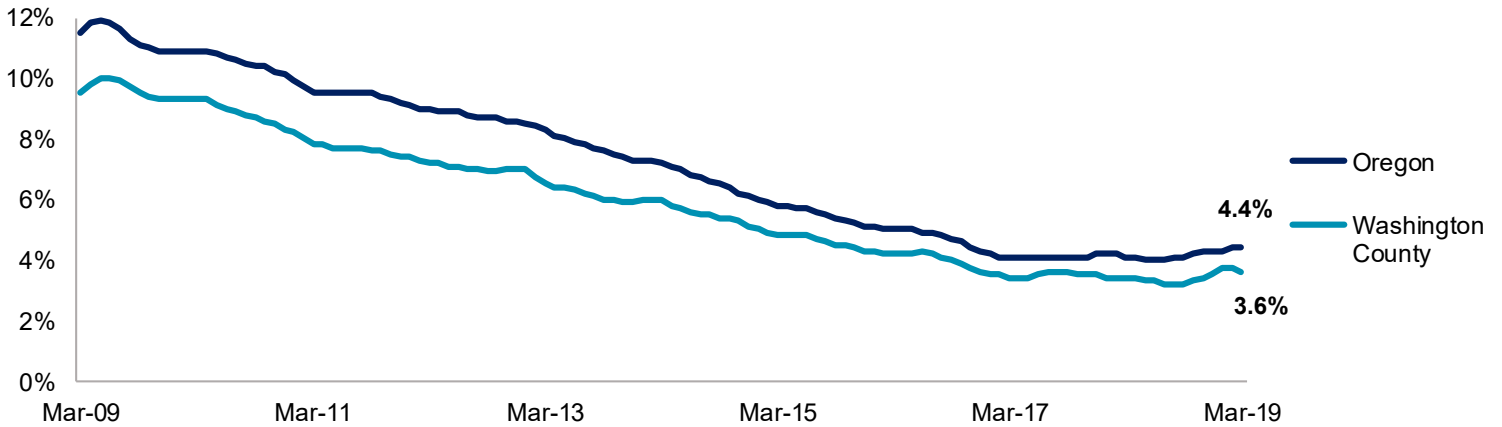
Unemployment Rates in Washington County Cities

March 2019, not seasonally adjusted
Local Area Unemployment Statistics



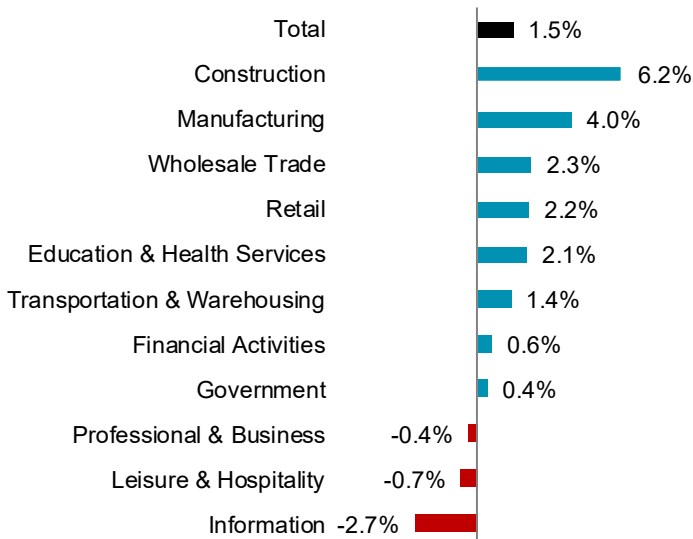
Unemployment Rate

March 2009 to March 2019, seasonally adjusted
Local Area Unemployment Statistics



Construction Leads Industry Employment Growth

Percentage change, March 2018 to March 2019
Current Employment Estimates



Net Job Growth in Washington County

Net change, March 2018 to March 2019
Current Employment Estimates

