

Washington County

Economic Indicators

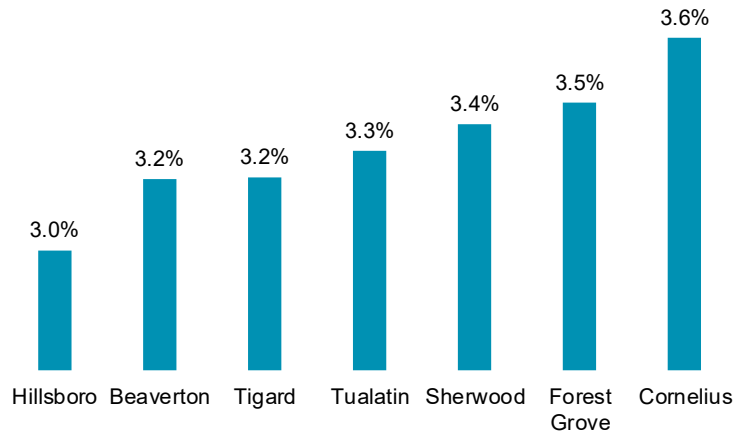
May 2019 (April Data)

Washington County's unemployment rate dipped to 3.5 percent in April 2019, slightly below the prior month and a slight increase from last year. Some cities saw unemployment rates slightly lower than the prior year (not seasonally adjusted).

The county added 6,500 jobs between April 2018 and April 2019, for a growth rate of 2.2 percent. Construction led industry employment growth at 6.7 percent. Manufacturing continued to add the most jobs over the year, with 2,400 jobs gained. Employment in transportation and warehousing declined by 200 jobs.

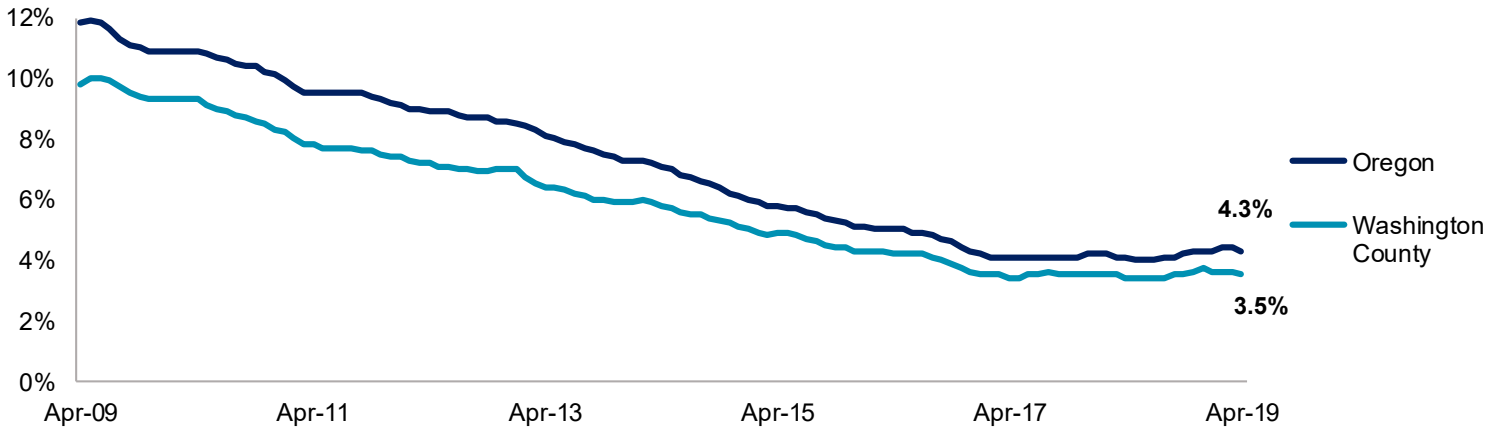
Unemployment Rates in Washington County Cities

April 2019, not seasonally adjusted
Local Area Unemployment Statistics



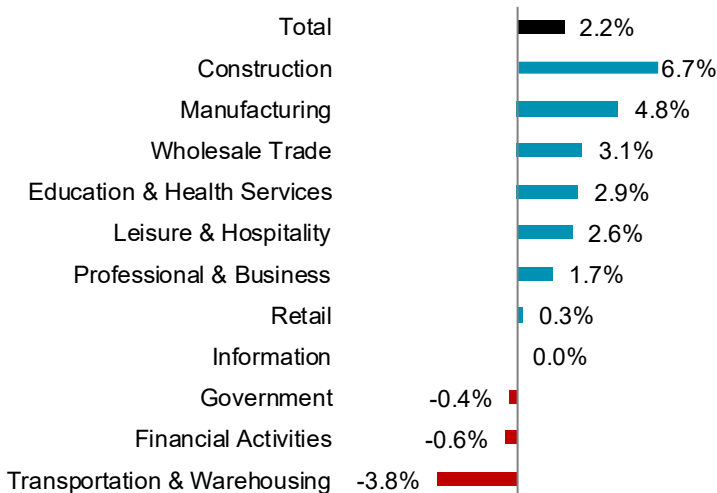
Unemployment Rate

April 2009 to April 2019, seasonally adjusted
Local Area Unemployment Statistics



Construction Leads Industry Employment Growth

Percentage change, April 2018 to April 2019
Current Employment Estimates



Net Job Growth in Washington County

Net change, April 2018 to April 2019
Current Employment Estimates

