

Washington County

Economic Indicators

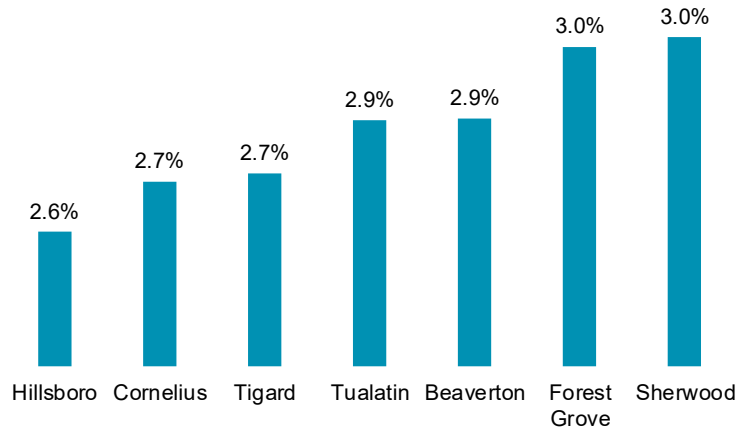
June 2019 (May Data)

Washington County's unemployment rate dipped to 3.4 percent in May 2019, slightly below the prior month and unchanged from last year. Some cities saw unemployment rates below 3 percent and slightly lower than the prior year (not seasonally adjusted).

The county added 5,600 jobs between May 2018 and May 2019, for a growth rate of 1.9 percent. Construction led industry employment growth at 6.7 percent. Manufacturing continued to add the most jobs over the year, with 2,400 jobs gained. Employment in transportation and warehousing declined by 300 jobs.

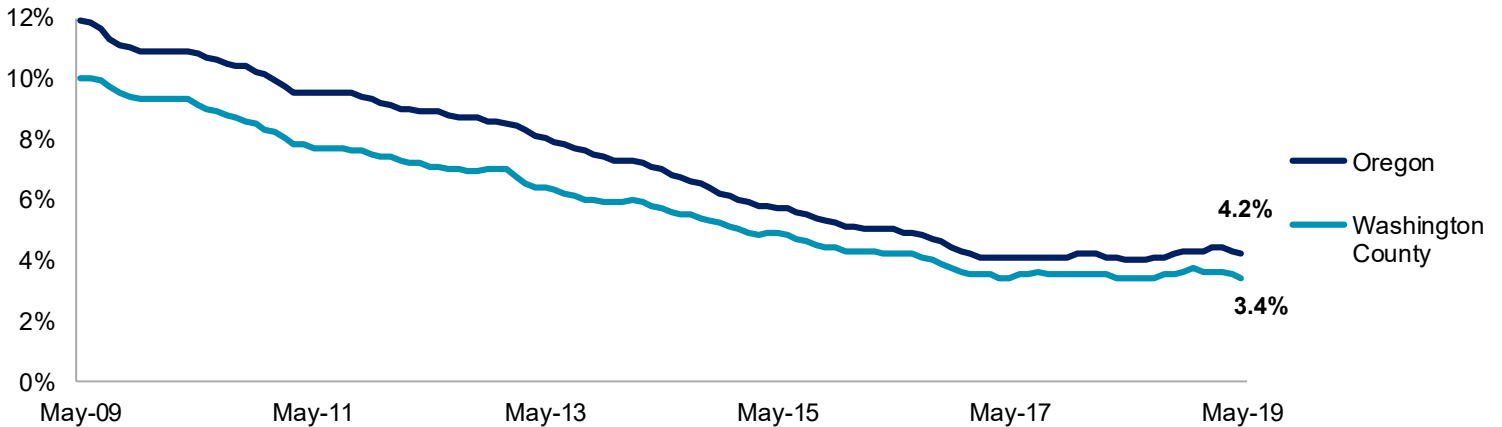
Unemployment Rates in Washington County Cities

May 2019, not seasonally adjusted
Local Area Unemployment Statistics



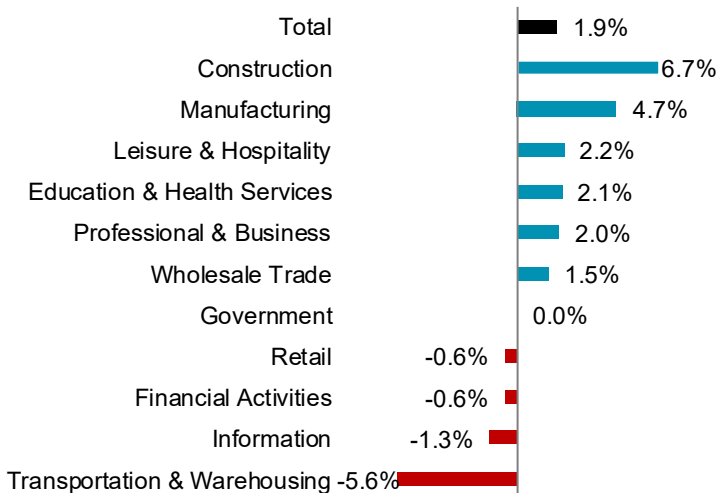
Unemployment Rate

May 2009 to May 2019, seasonally adjusted
Local Area Unemployment Statistics



Construction Leads Industry Employment Growth

Percentage change, May 2018 to May 2019
Current Employment Estimates



Net Job Growth in Washington County

Net change, May 2018 to May 2019
Current Employment Estimates

