

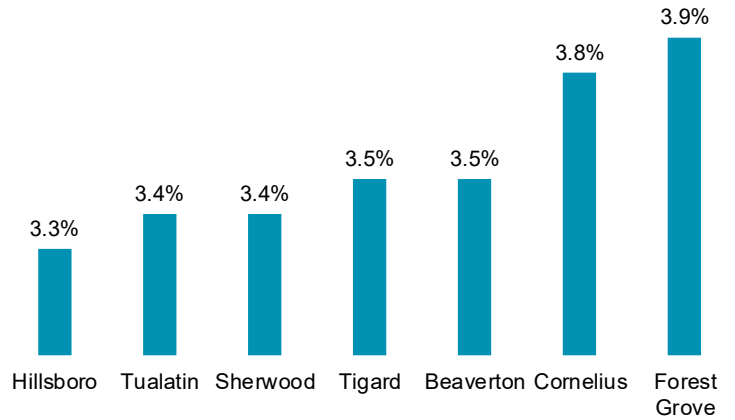
Washington County Economic Indicators July 2019 (June Data)

Washington County's unemployment rate dipped to 3.3 percent in June 2019, slightly below the prior month and year. Some cities saw unemployment rates below 4 percent and slightly lower than the prior year (not seasonally adjusted).

The county added 6,400 jobs between June 2018 and June 2019, for a growth rate of 2.2 percent. Construction led industry employment growth at 7.1 percent. Manufacturing continued to add the most jobs over the year, with 2,500 jobs gained. Employment in transportation and warehousing declined by 300 jobs.

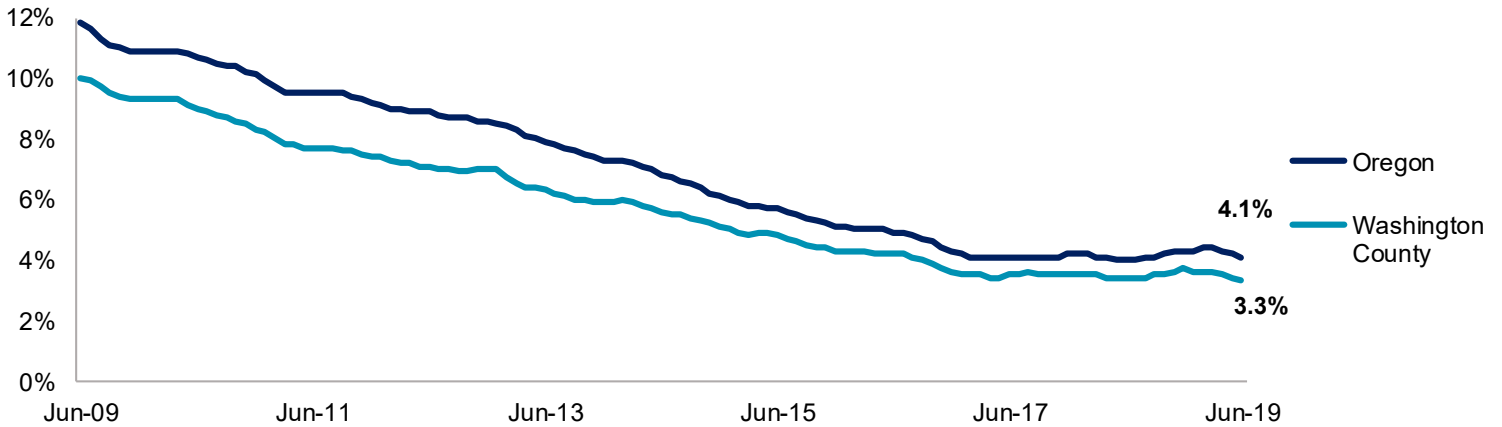
Unemployment Rates in Washington County Cities

June 2019, not seasonally adjusted
Local Area Unemployment Statistics



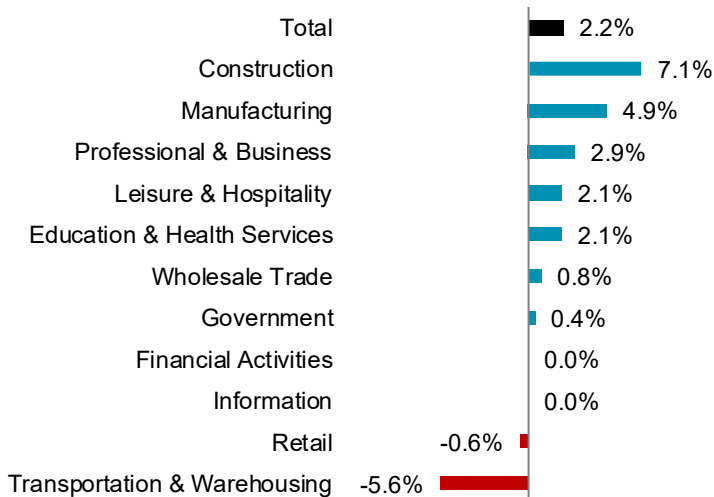
Unemployment Rate

June 2009 to June 2019, seasonally adjusted
Local Area Unemployment Statistics



Construction Leads Industry Employment Growth

Percentage change, June 2018 to June 2019
Current Employment Estimates



Net Job Growth in Washington County

Net change, June 2018 to June 2019
Current Employment Estimates

