

Washington County

Economic Indicators

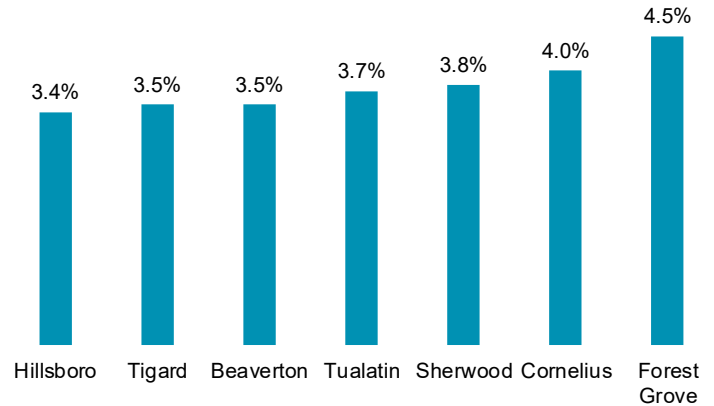
August 2019 (July Data)

Washington County's unemployment rate dipped to 3.3 percent in July 2019, slightly below the prior month and year. Some cities saw unemployment rates below 4 percent and slightly lower than the prior year (not seasonally adjusted).

The county added 5,600 jobs between July 2018 and July 2019, for a growth rate of 1.9 percent. Professional and business services led industry employment growth at 5.6 percent. Construction was close behind with 5.2 percent growth. Employment in leisure and hospitality and financial services was flat as retail declined slightly.

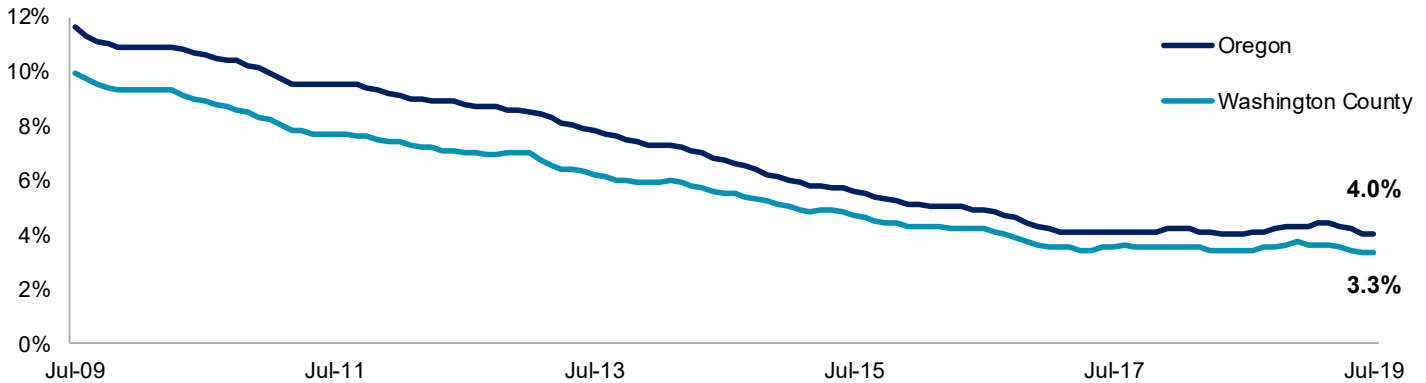
Unemployment Rates in Washington County Cities

July 2019, not seasonally adjusted
Local Area Unemployment Statistics



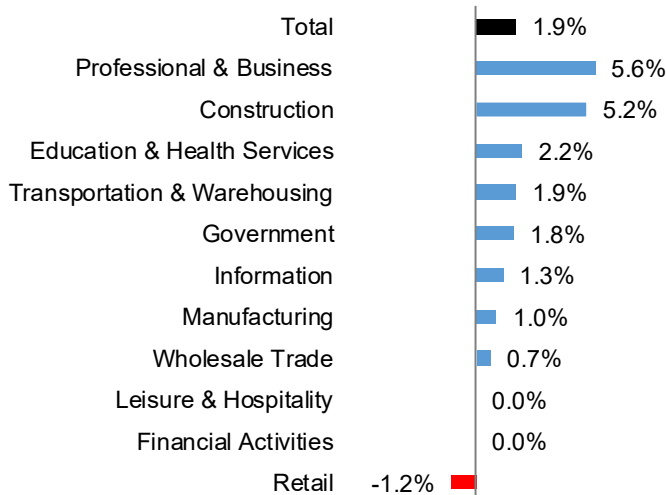
Unemployment Rate

July 2009 to July 2019, seasonally adjusted
Local Area Unemployment Statistics



Construction Leads Industry Employment Growth

Percentage change, July 2018 to July 2019
Current Employment Estimates



Net Job Growth in Washington County

Net change, July 2018 to July 2019
Current Employment Estimates

