

Washington County Economic Indicators

January 2020 (December Data)

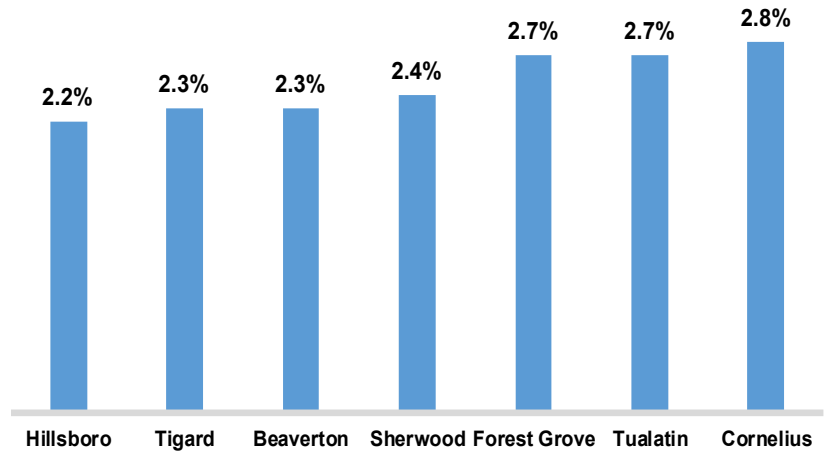
Washington County's unemployment rate dropped to 3.0 percent, tying Benton County for lowest in the state. Furthermore, the largest cities in Washington County all saw unemployment rates below 3.0 percent.

Employment levels for Washington County grew at a modest rate of 0.5 percent over the last year. Industries which receded like retail and manufacturing were balanced out by rapidly growing areas such as construction and information.

Washington County witnessed a steady decline in poverty rates from 2014 to 2017, dropping 4.9 percentage points to a low of 7.9 percent. However, from 2017 to 2018, poverty rates climbed by 1.0 percent in the area.

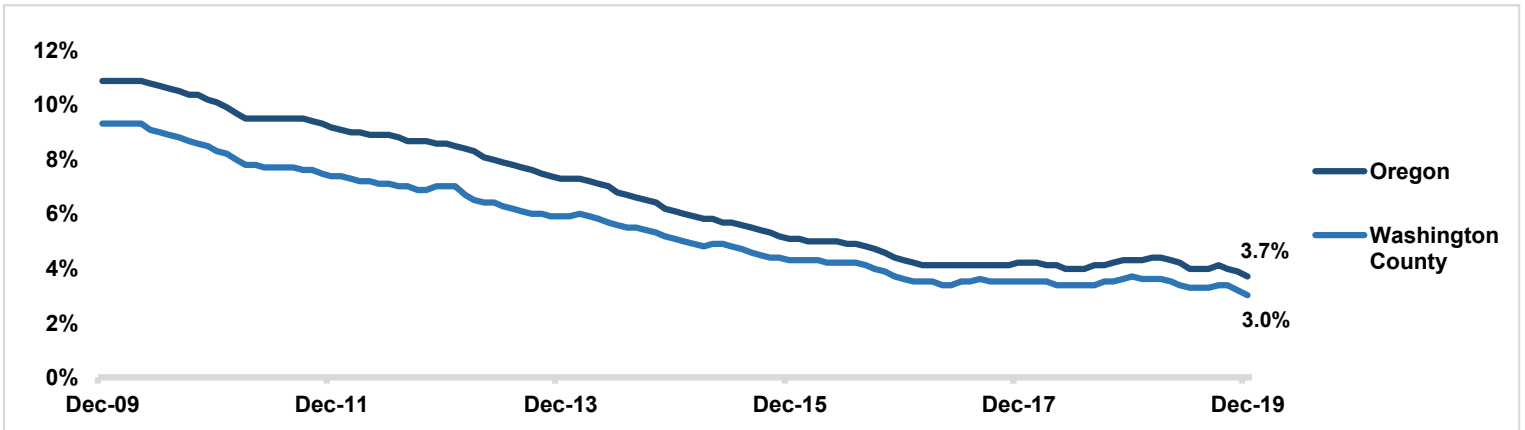
Unemployment Rates in Washington County Cities

December 2019, not seasonally adjusted
Local Area Unemployment Statistics



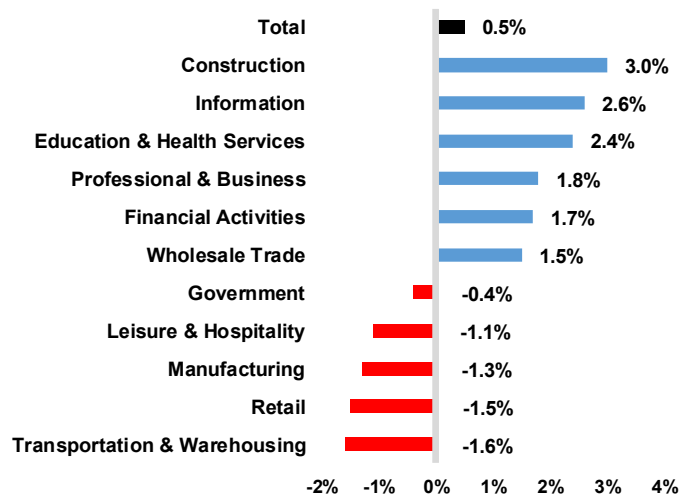
Unemployment Rate

December 2009 to December 2019, seasonally adjusted
Local Area Unemployment Statistics



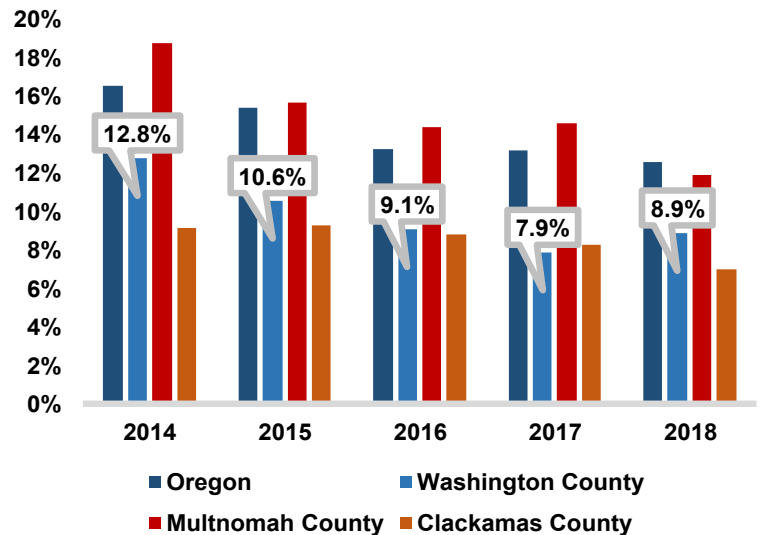
Construction and Information Continue to Lead Employment Growth, Several Receding Industries

December 2018 to December 2019, percentage change
Current Employment Estimates



Graph of the Month: Poverty Rates Steadily Declined Across Oregon and Portland MSA

American Community Survey, One-Year Estimates 2014-2018



Have questions? Want to subscribe? Contact me!
Brandon Schrader, Workforce Analyst

(503) 360 - 2421
Brandon.W.Schrader@oregon.gov