

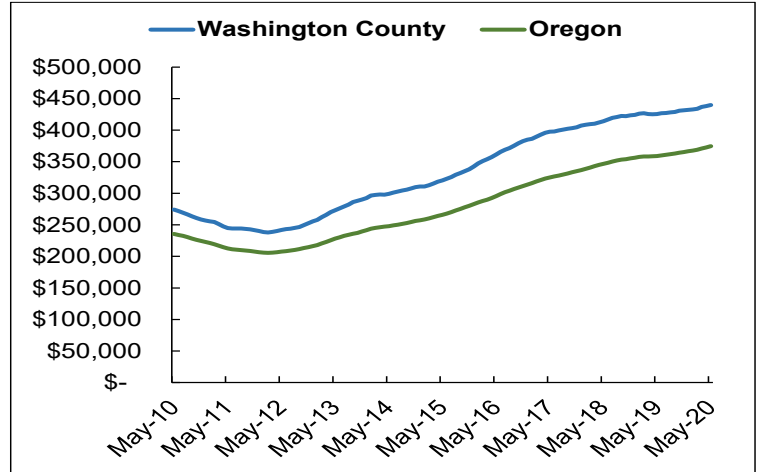
Washington County Economic Indicators June 2020 (May Data)

Washington County's unemployment rate remained nearly unmoved at 12.0 percent in May 2020 compared with 12.2 percent in April 2020. Similarly, the number of unemployed remained at nearly 39,000 individuals. This time last year, unemployment was 3.3 percent and 10,000 residents were unemployed in May 2019.

Monthly employment increased slightly at 0.3 percent for Washington County which is slower than Portland and Oregon job gains. While a handful of industries saw a rebound, employment levels remain well below this time last year. Information, manufacturing, and government all saw job losses totaling over 3,300.

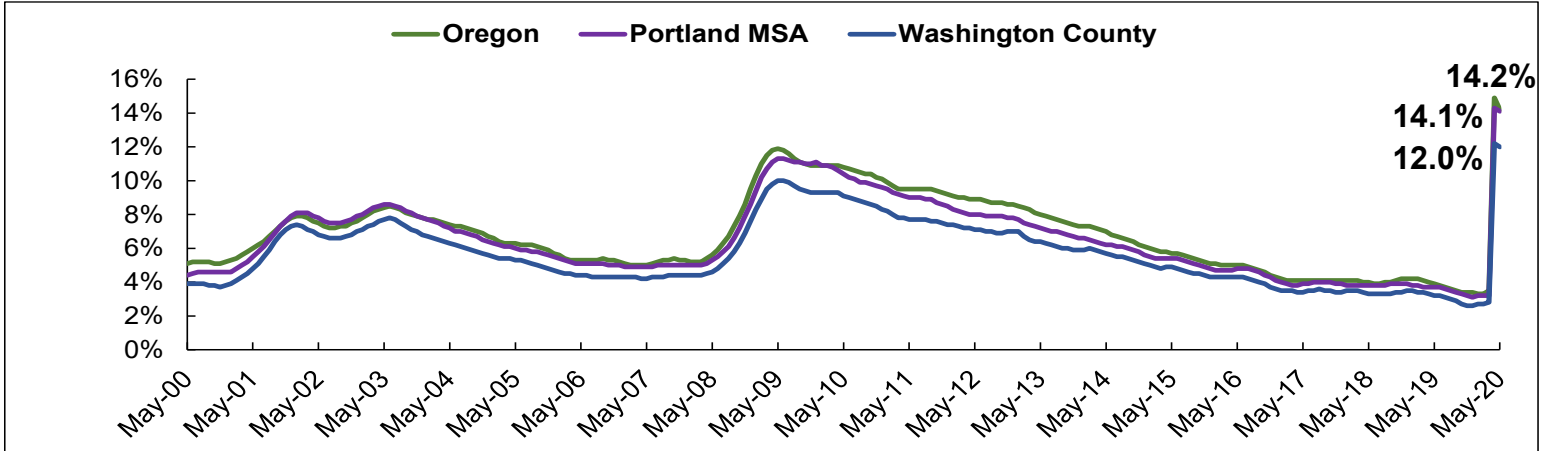
A bit of good news! Home values in both Oregon and Washington County continued to climb in May 2020. From May 2019 to May 2020, home values increased by 3.4 and 4 percent in Washington County and Oregon, respectively. The average home in Washington County was valued at just shy of \$440,000 and \$375,000 for Oregon.

Graph of the Month: Compared With May 2019, Home Values are up 3.4 Percent in Washington County
Zillow, Home Value Index, May 2010 to May 2020



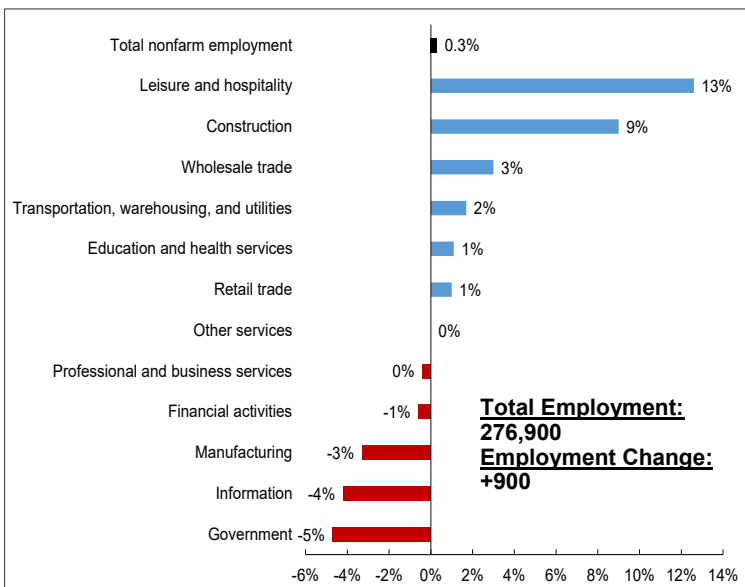
Unemployment Rate

May 2000 to May 2020, Seasonally Adjusted
Local Area Unemployment Statistics



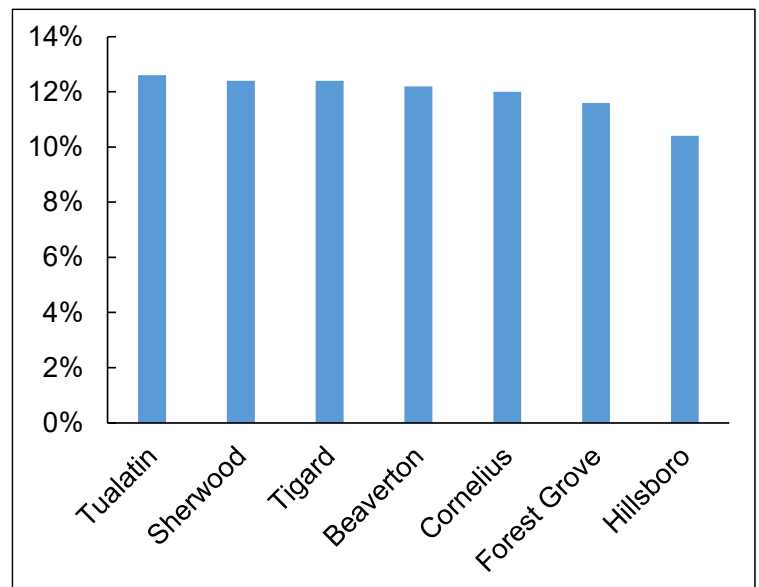
Total Employment Remained Largely Unchanged, A Few Industries Rebounded While Others Declined

April 2020 to May 2020, percentage change
Current Employment Estimates



Unemployment Rates in Washington County Cities

May 2020, Not Seasonally Adjusted
Local Area Unemployment Statistics



Have questions? Want to subscribe? Contact me!
Brandon Schrader, Workforce Analyst

(503) 360 - 2421
Brandon.W.Schrader@oregon.gov