

Washington County Economic Indicators August 2020 (July Data)



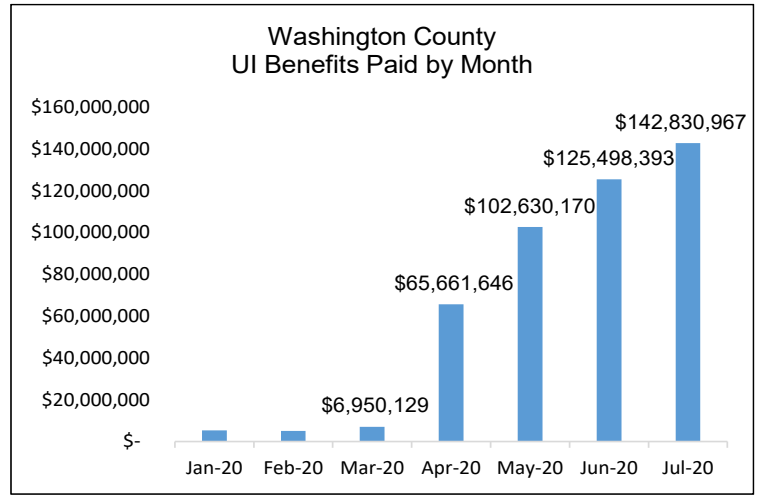
While Washington County's economy continues to improve, the recovery started to slow in July. The unemployment rate for Washington County fell to 9.2 percent in July 2020 compared with 3.1 percent this time last year. Just shy of 29,000 Washington County residents remain unemployed which is now on par with Great Recession highs of 29,300 individuals.

From June to July 2020, Washington County added 2,300 jobs or 0.8 percent of nonfarm employment. The labor market's recovery continues, but slowed in July. Compared with July 2019, employment remains down by 6.9 percent for total nonfarm employment in July 2020. Leisure and hospitality, information, and other services have experienced some of the worst job losses.

Unemployment insurance payments in July 2020 for Washington County were 21 times higher than in March 2020. While there was an increase of \$58 million in payments from March to April 2020, benefits have kept growing. Payments more than doubled from April to July 2020. Washington County residents made up about 14 percent of unemployment benefits paid out statewide.

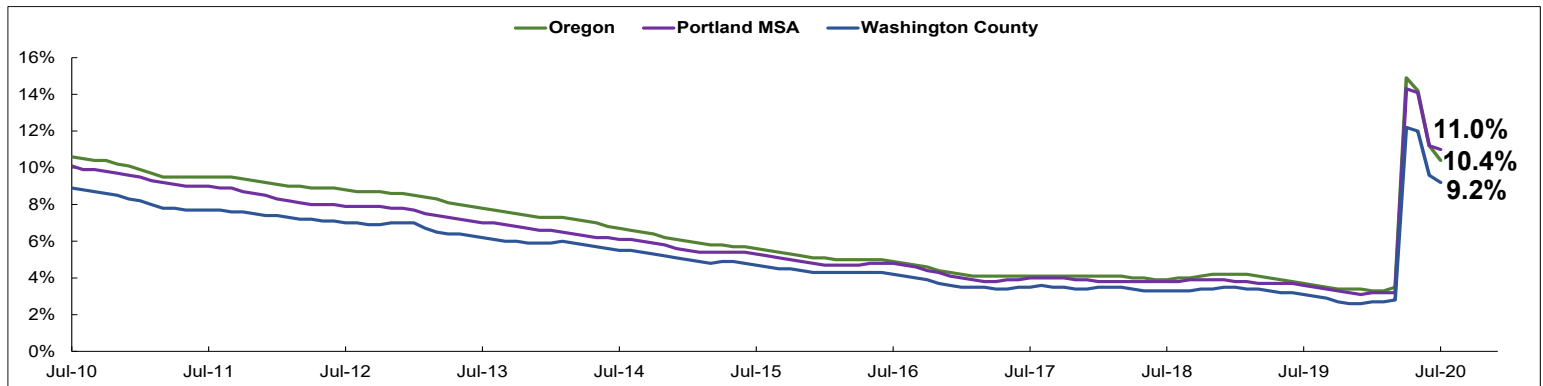
Graph of the Month: Nearly \$143 Million in Unemployment Benefits Were Paid to Washington County in July 2020

Oregon Employment Department, July 2020



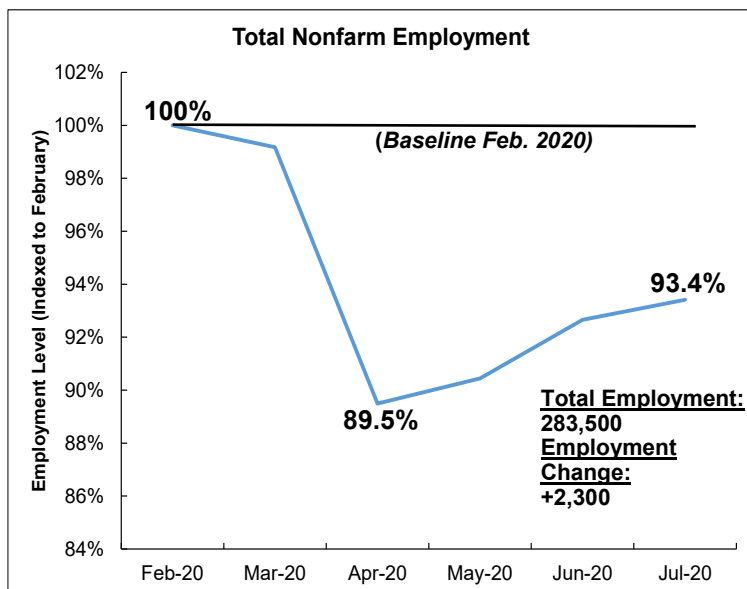
Unemployment Rate

July 2010 to July 2020, Seasonally Adjusted
Local Area Unemployment Statistics



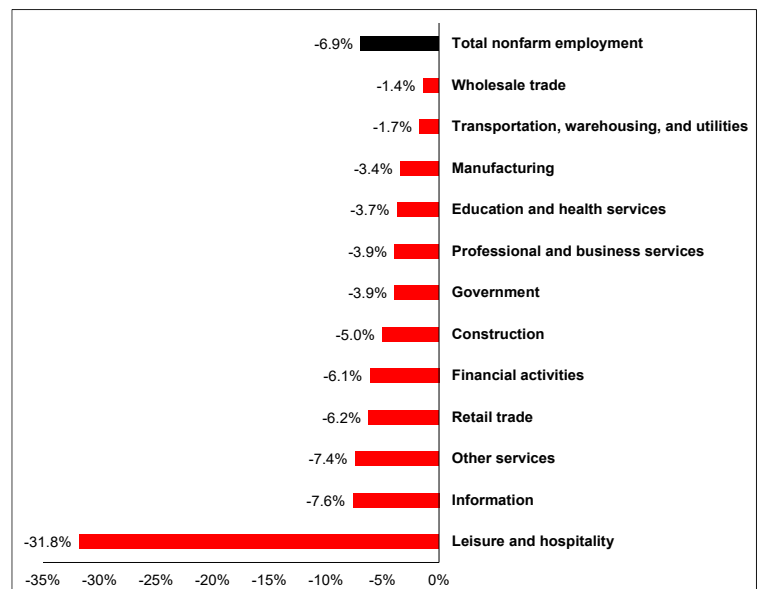
Employment Gains Slow, But Continue to Recover

Feb. 2020 to July 2020, Not Seasonally Adjusted
Current Employment Estimates



Employment Remains Below 2019 Levels

July 2019 to July 2020, Not Seasonally Adjusted
Current Employment Estimates



Have questions? Want to subscribe? Contact me!
Brandon Schrader, Workforce Analyst

(503) 360 - 2421
Brandon.W.Schrader@oregon.gov