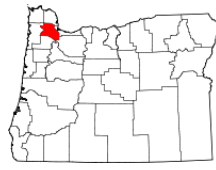


Washington County Economic Indicators

January 2021 (December Data)



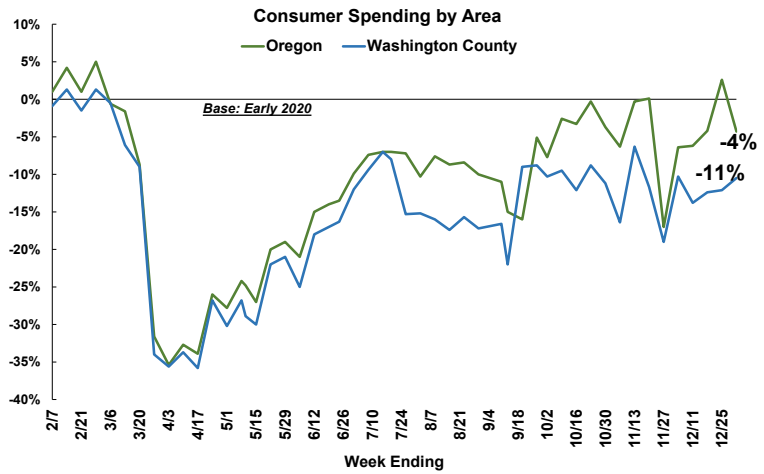
The unemployment rate for Washington County was 5.4% in December 2020, marking the first rise in the unemployment rate since April 2020. However, it remains double the unemployment rate in December 2019 of 2.6%. Put another way, over 17,500 residents of Washington County are currently unemployed compared with 8,300 this time last year.

Washington County lost 2,700 jobs to its labor market between November and December 2020, largely driven by leisure and hospitality. Education and health services also saw a drop of 500 in employment. As such, employment is down 7.8% compared with December 2019.

Consumer spending grew rapidly during the holiday season. Oregonians spent 2.6% more during the week ending December 25th than they did in January 2020. However, as we entered January 2021 consumer spending dropped to 4% below the level in early 2020. Washington County saw a smaller bump in consumer spending during the holidays. It remains down 11% compared with early 2020.

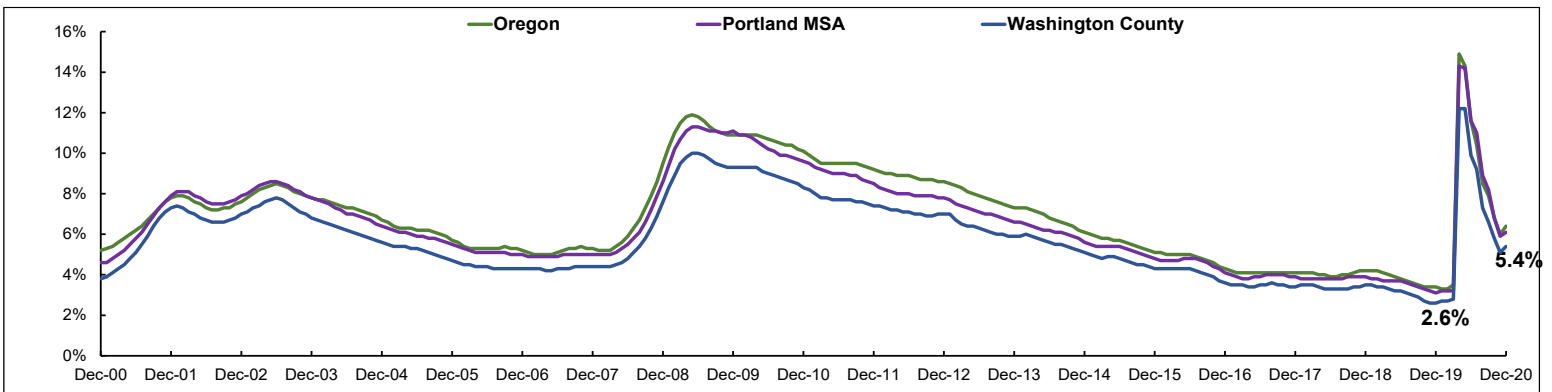
Graph of the Month: Despite A Boon in Holiday Shopping , Consumer Spending Remains Suppressed

Opportunity Insights, Consumer Spending, January 2020 to January 2021



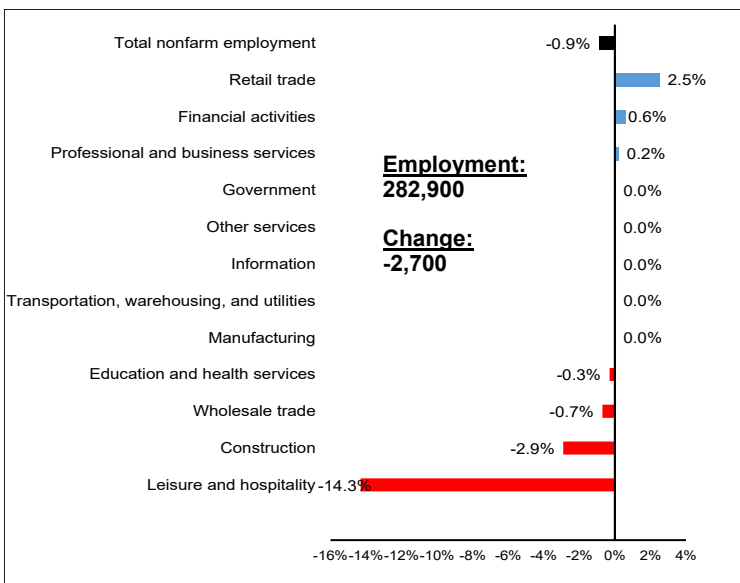
Washington County's Unemployment Rate Increased for the First Time Since April 2020, Double December 2019

December 2000 to December 2020, Seasonally Adjusted
Local Area Unemployment Statistics



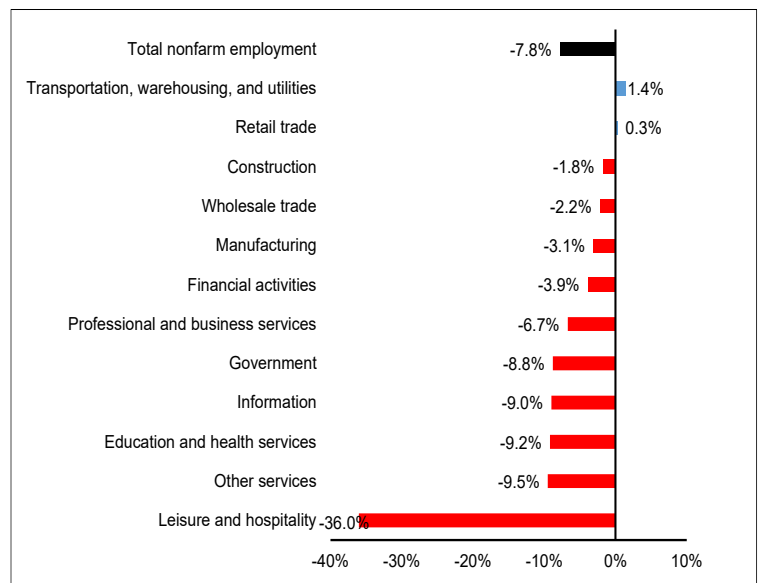
Employment Declined by 2,700 From November to December 2020, Driven by Leisure and Hospitality

November 2020 to December 2020, Not Seasonally Adjusted
Current Employment Estimates



Employment Remains Down 7.8% Compared with December 2019, Nearly Every Industry Remains Suppressed

December 2019 to December 2020, Not Seasonally Adjusted
Current Employment Estimates



Have questions? Want to subscribe? Contact me!
Brandon Schrader, Workforce Analyst

(503) 360 - 2421
Brandon.W.Schrader@oregon.gov