

# Washington County Economic Indicators July 2021 (June Data)

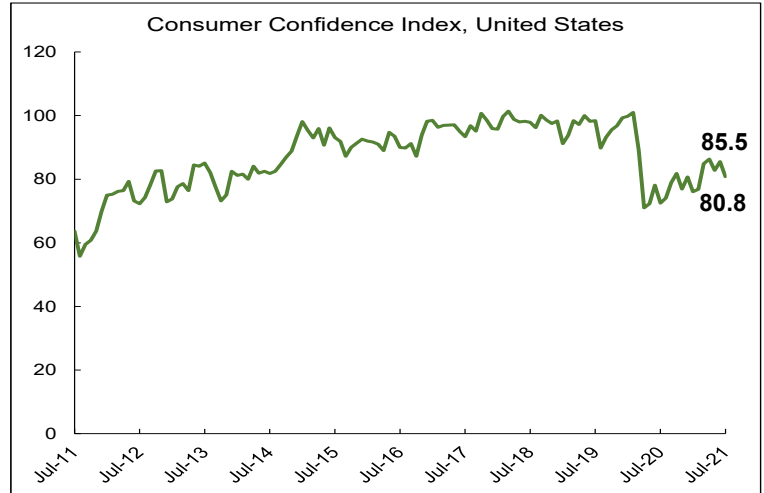
Washington County's unemployment rate was essentially unchanged in June 2021 at 4.9%. It remains well below the historic average (over the last two decades) of 5.8% for Washington County. From June 2020 to June 2021, the unemployment rate declined by 5.0 percentage points from 9.9% to 4.9%.

Employment levels in Washington County increased by 1,300 jobs (0.4%) in June 2021. Leisure and hospitality (800 jobs added) accounted for 62% of all job gains over the last month. Since the depths of COVID-19 in April 2020, Washington County has recovered over 23,000 jobs as of June 2021.

Consumer confidence declined to its lowest point since February 2021. Increasing prices for homes, vehicles, and household durables were cited as the main causes of a declining confidence. Expectations for the future U.S. economy also declined slightly between June and July 2021.

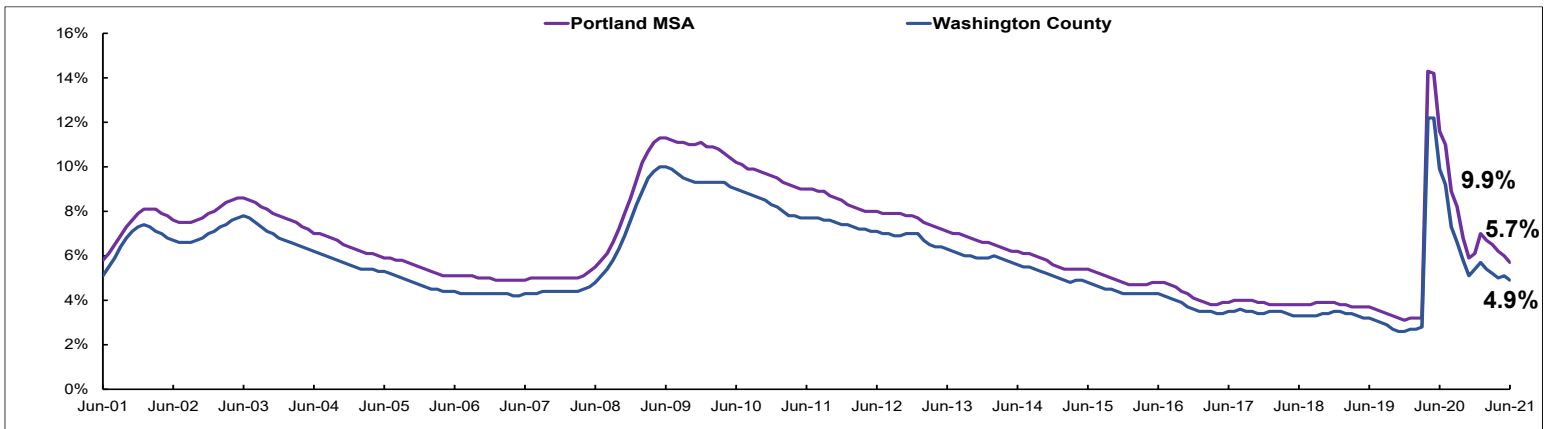
## Consumer Confidence at a Five-Month Low, Mostly Due to Concerns Around Inflationary Pressure

July 2011 to July 2021, University of Michigan



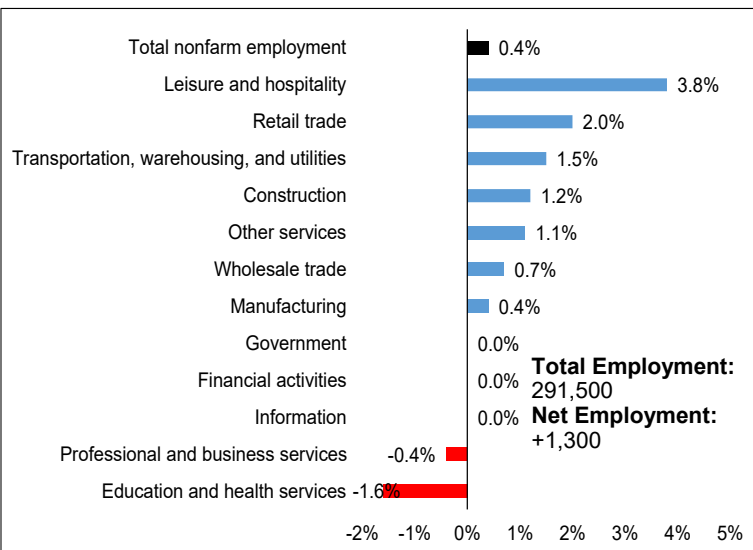
## The Unemployment Rate Remained Essentially Unchanged in Washington County

June 2001 to June 2021, seasonally adjusted



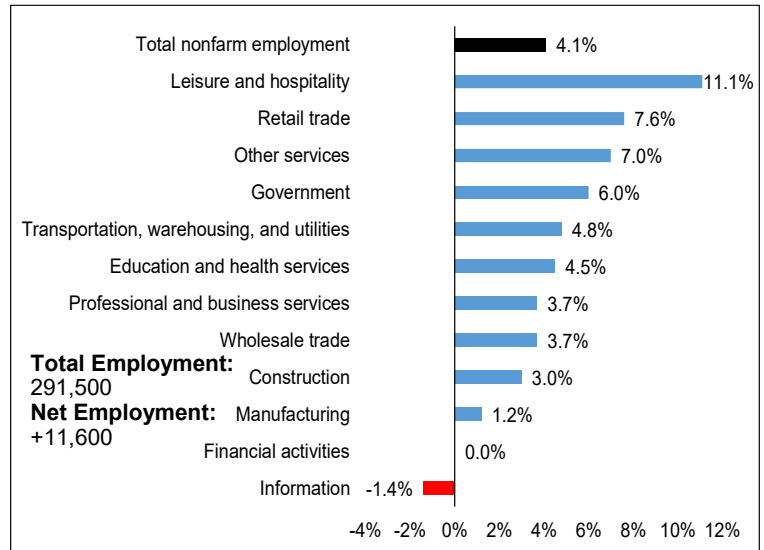
## Leisure and Hospitality Continues to Lead Employment Growth as Washington County Enters Warmer Months

May 2021 to June 2021, percentage change  
Current Employment Estimates



## Leisure and Hospitality, Other Services, and Retail Trade Accounted for 43% of All Jobs Recovered in the Last Year

June 2020 to June 2021  
Current Employment Estimates



Have questions? Want to subscribe? Contact me!  
Brandon Schrader, Workforce Analyst

(503) 360 - 2421  
Brandon.W.Schrader@oregon.gov