

Washington County Economic Indicators August 2021 (July Data)

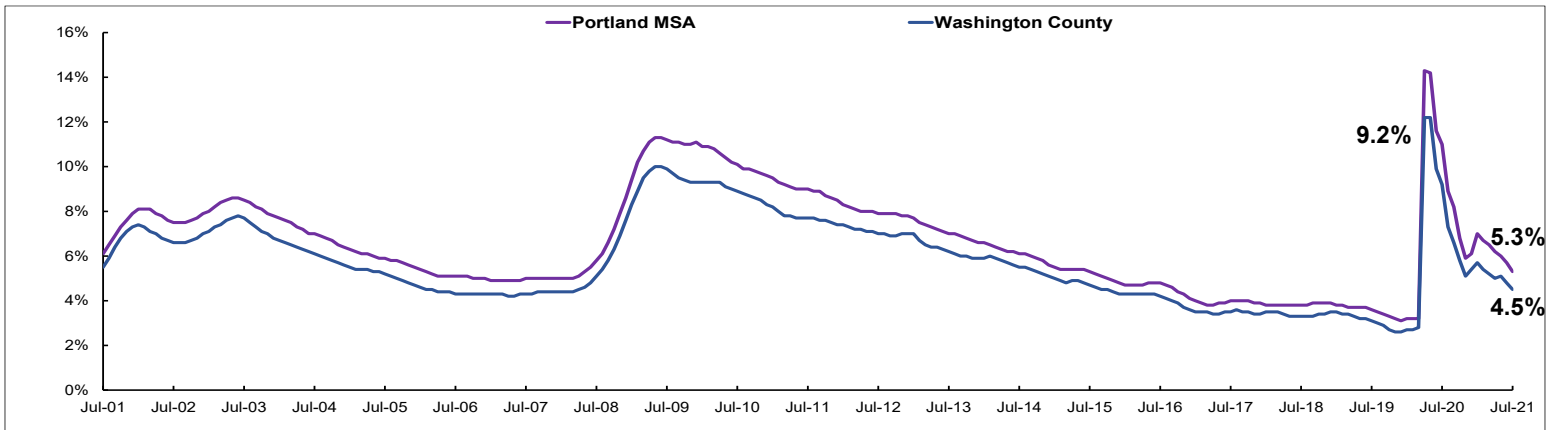
Washington County's unemployment rate declined from 4.9% to 4.5% between July and August 2021. It remains well below the historic average (over the last two decades) of 5.8% for Washington County. The current unemployment rate of 4.5% is less than half of what it was this time last year at 9.2%.

Employment levels in Washington County saw a decline of 700 jobs or 0.2 percentage points in July 2021. This is predominately due to typical seasonal shifts in employment in the public education sector. Since the depths of COVID-19 in April 2020, Washington County has recovered over 25,000 jobs as of July 2021.

The Office of Economic Analysis released its employment and revenue report last week. This month's graph compares the current recovery with past recessions, and shows how quickly Oregon has recovered so far. Given strong job growth Oregon experienced over 2021, they're expecting job gains to outpace their prior expectations.

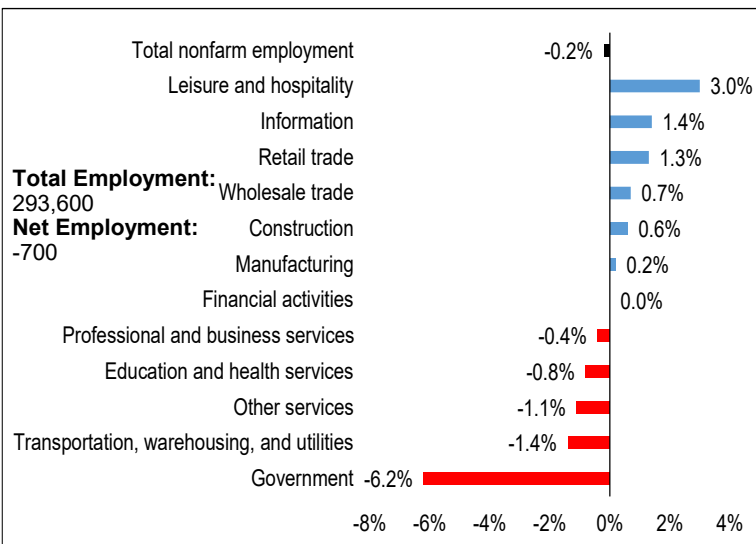
The Unemployment Rate Remained Essentially Unchanged in Washington County

July 2001 to July 2021, seasonally adjusted



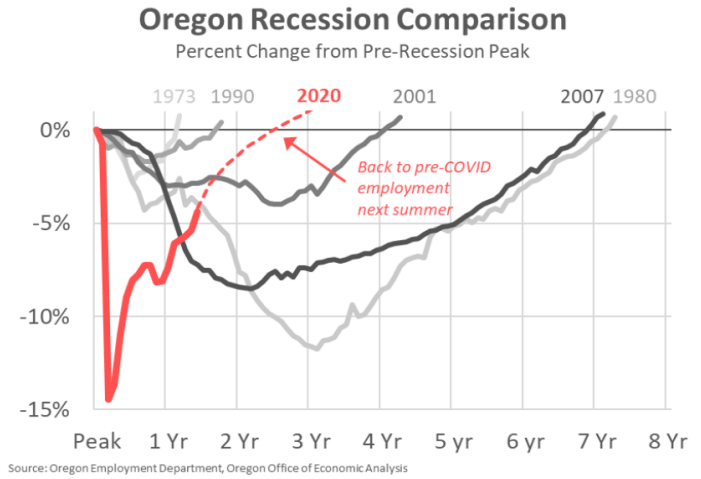
Monthly Employment in Washington County Dropped Slightly, Mostly Due to Seasonal Declines in Public Education

June 2021 to July 2021, percentage change
Current Employment Estimates



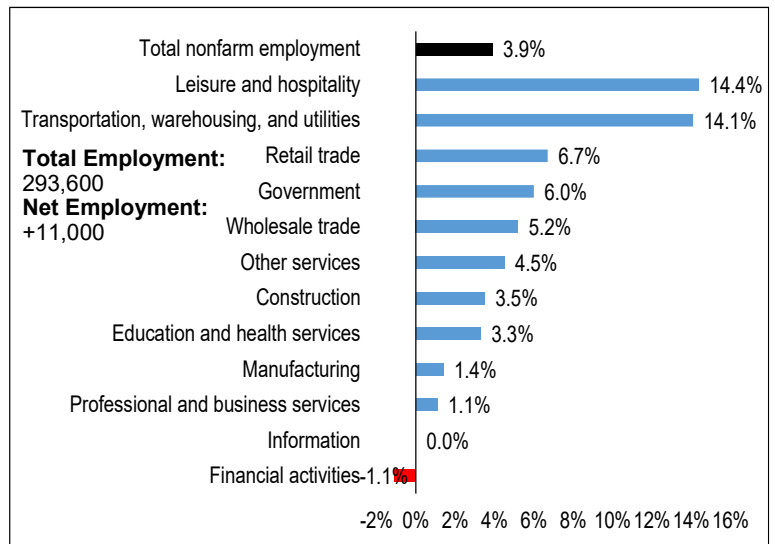
Graph of the Month: Oregon is Projected to Recover Jobs Lost From the COVID Recession by Q3 2022

Oregon Office of Economic Analysis, 2021



Nearly Every Industry Continues to Show Signs of Employment Recovery Compared With July 2020

July 2020 to July 2021
Current Employment Estimates



Have questions? Want to subscribe? Contact me!
Brandon Schrader, Workforce Analyst

(503) 360 - 2421
Brandon.W.Schrader@oregon.gov