

Washington County Economic Indicators September 2021 (August Data)

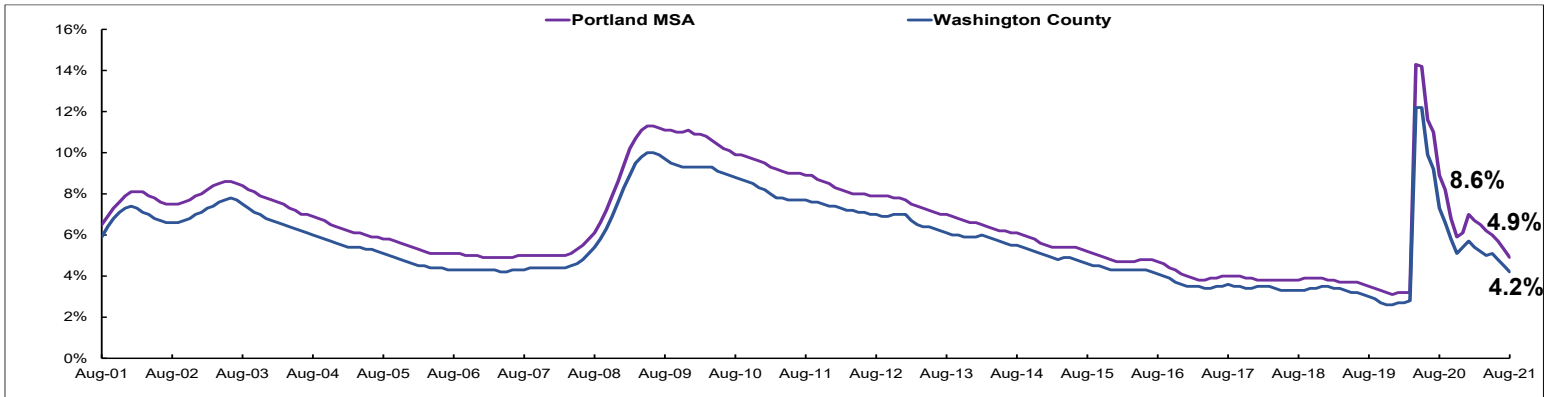
Washington County's unemployment rate declined from 4.5% to 4.2% between July and August 2021. It remains well below the historic average (over the last two decades) of 5.8% for Washington County. The current unemployment rate of 4.2% is less than half of what it was this time last year at 8.6%.

Employment levels in Washington County remained essentially unchanged in August 2021. Employment declined by 0.1% or a loss of 400 jobs. This is predominately due to typical seasonal shifts in employment in retail trade. Since the depths of COVID-19 in April 2020, Washington County has recovered 25,700 jobs as of August 2021.

Consumer confidence in the United States remained at a near-historic low in September 2021. From July to August, confidence dropped to its lowest level in a decade. Researchers suggest this is due a pessimistic view about the future U.S. economy, and rising inflation which is putting pressure on households.

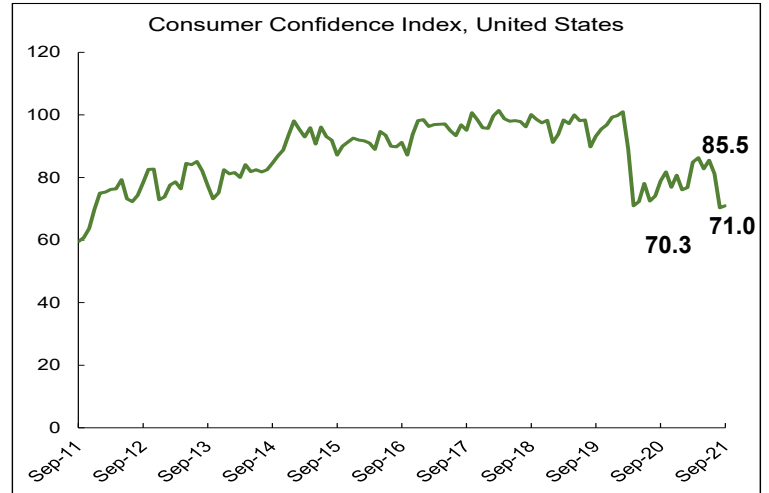
The Unemployment Rate Remained Essentially Unchanged in Washington County

August 2001 to August 2021, seasonally adjusted
Local Area Unemployment Statistics



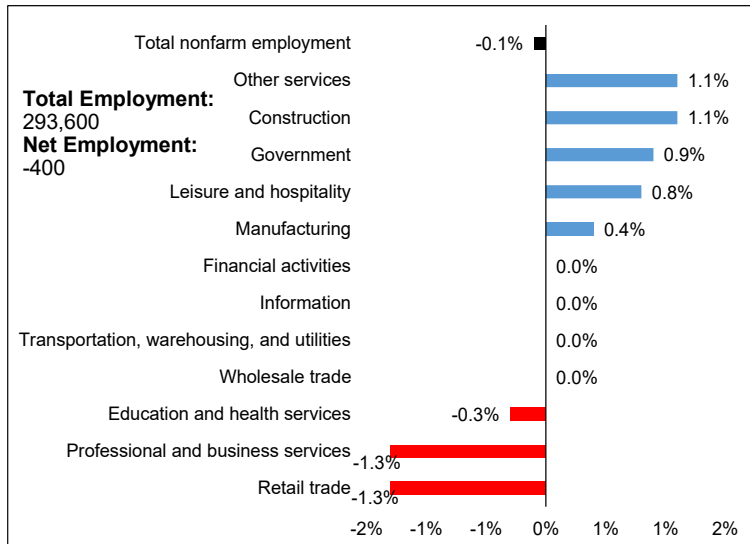
Consumer Confidence Plummeted to Its Lowest Level in a Decade This August, Nearly Unchanged in September

University of Michigan, Survey of Consumers, Sept 2011 to Sept 2021



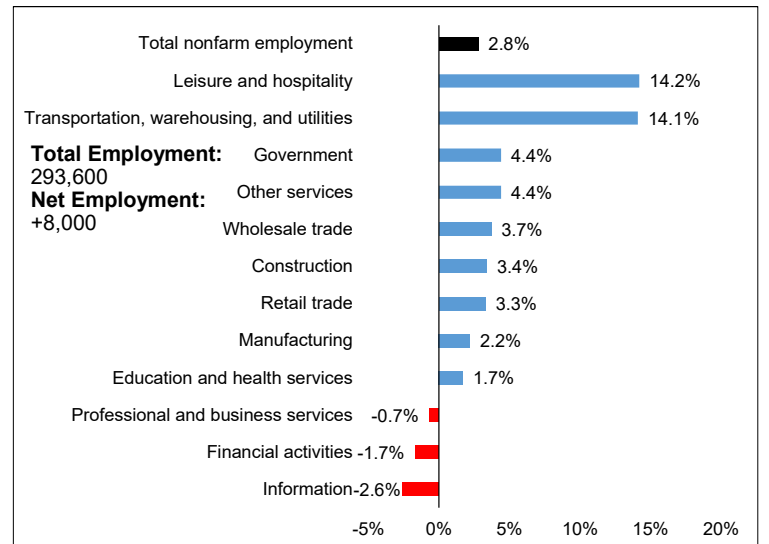
Monthly Employment in Washington County Continued to See a Small Decline, Due to Losses in Retail Trade and Professional Services

July 2021 to August 2021, percentage change
Current Employment Estimates



Nearly Every Industry Continues to Show Signs of Employment Recovery Compared With August 2020

August 2020 to August 2021
Current Employment Estimates



Have questions? Want to subscribe? Contact me!
Brandon Schrader, Workforce Analyst

(503) 360 - 2421
Brandon.W.Schrader@oregon.gov