

Washington County Economic Indicators April 2022 (March 2022 Data)

Washington County's unemployment rate reached 3.1% in March 2022 which is more than 2 percentage points lower than this time last year at 5.2% as well as the historic average (over the last two decades) of 5.8% for Washington County.

Employment levels in Washington County saw an increase of 1,500 jobs or 0.5% in March 2022. Several industries saw increases as we entered the spring. However, financial activities and transportation, warehousing, and utilities both declined over the month.

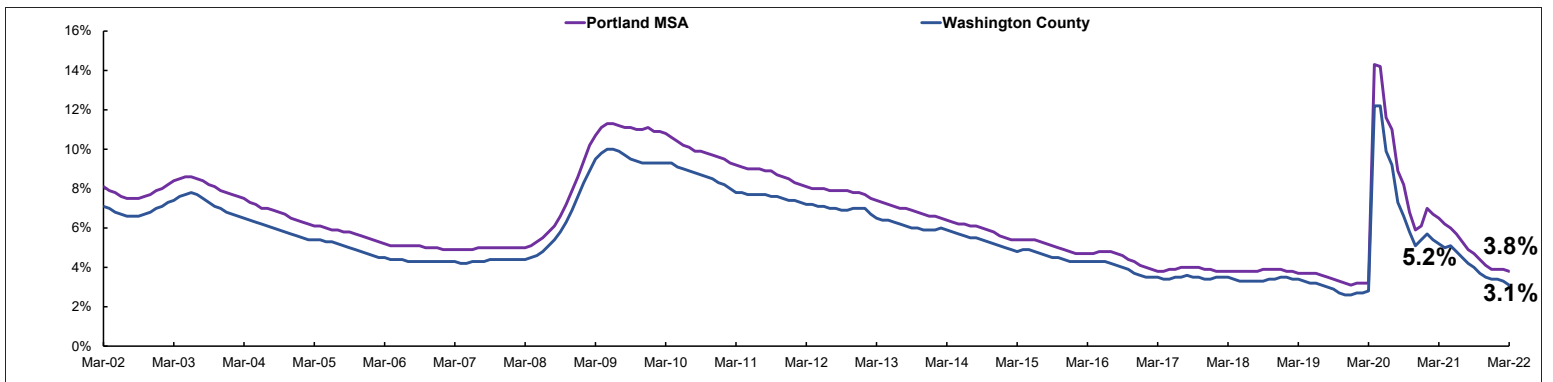
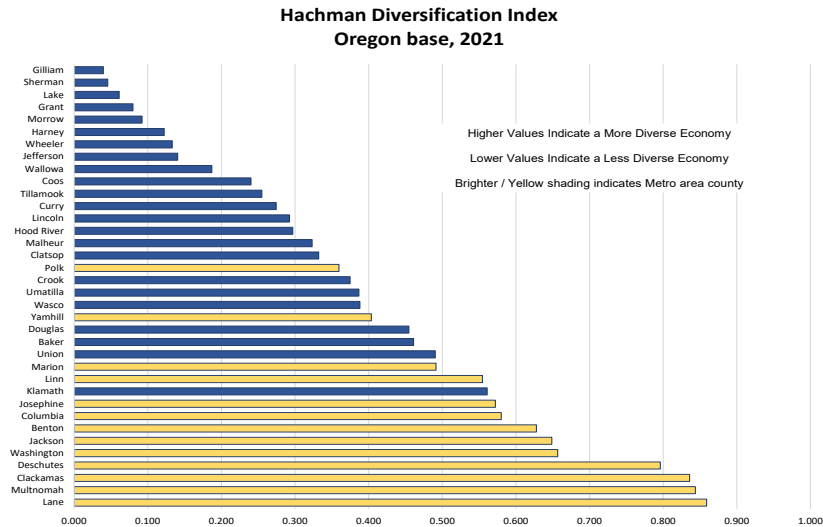
Diversity in a business community can bolster resiliency in times of economic uncertainty which is what the Hachman Index shows. It gauges how spread out industries are in a given county compared with Oregon. The closer the score is to 1.0, the closer it is to being as economically diverse as the entire state. The Portland Tri-County along with Deschutes and Lane Counties ranked the highest in terms of economic diversity.

Unemployment Nears 3.0% in Washington County and Essentially Unchanged in the Portland MSA

March 2002 to March 2022, seasonally adjusted
Local Area Unemployment Statistics

Washington, Multnomah, and Clackamas All Ranked in the Top-5 Counties For Diversity in Their Business Communities

Annual, 2021
Quarterly Census of Employment and Wages

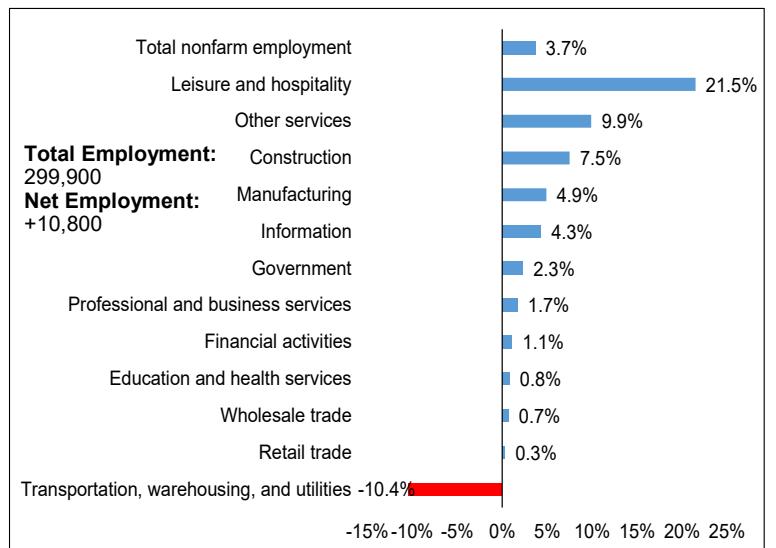
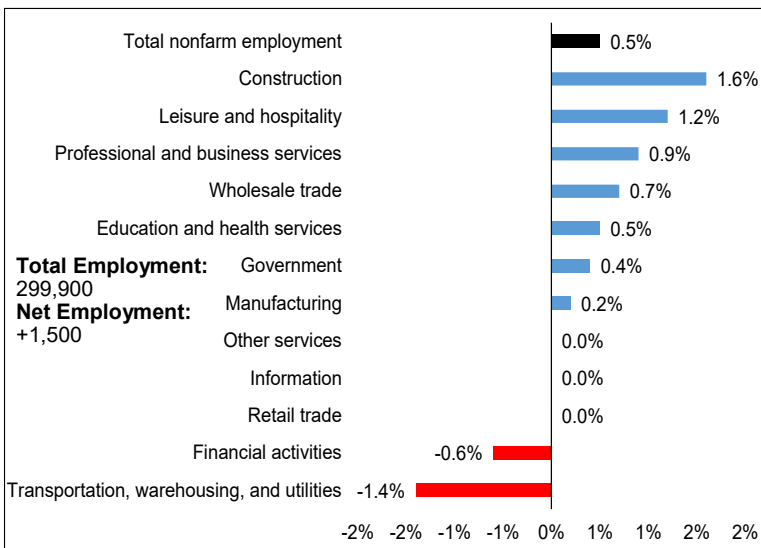


Washington County Added 1,500 Jobs Between February and March 2022, Led by Professional and Business Services as well as Construction

February 2022 to March 2022, percentage change
Current Employment Estimates

Nearly Every Industry Continues to See Higher Employment In March 2022 Compared With This Time Last Year

March 2021 to March 2022
Current Employment Estimates



Have questions? Want to subscribe? Contact me!
Brandon Schrader, Workforce Analyst

(503) 360 - 2421
Brandon.W.Schrader@employ.oregon.gov