

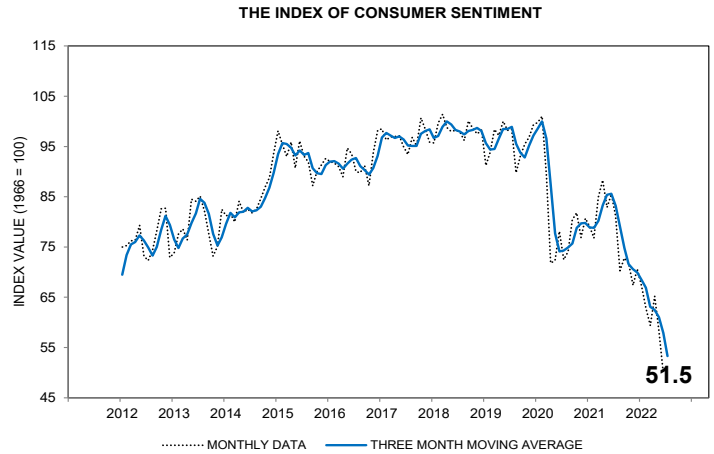
Washington County Economic Indicators July 2022 (June 2022 Data)

Washington County's unemployment rate ticked down to 2.9% in June which is nearly 2 percentage points lower than this time last year at 4.8% as well as the historic average (over the last two decades) of 5.8% for Washington County.

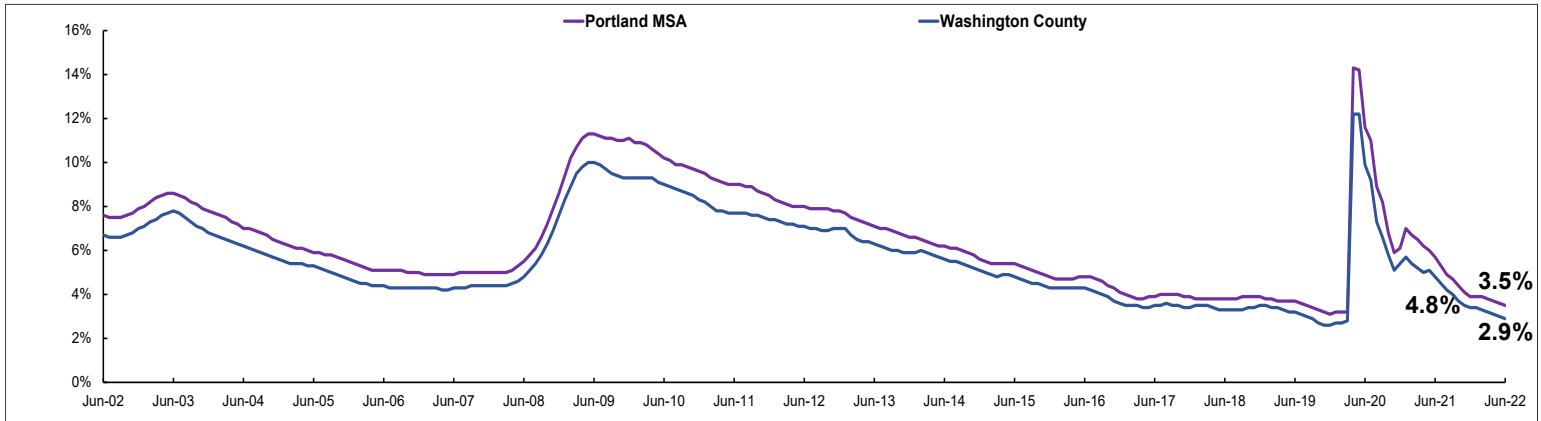
Employment levels in Washington County saw an increase of 1,500 jobs in June 2022. Those gains mostly stemmed from manufacturing in durable goods and construction. Further, over half of the major sectors saw an increase in employment levels between May and June 2022. Employment continues to be significantly higher this year compared with last as there are nearly 10,000 more jobs.

The graph-of-the-month comes from the University of Michigan which surveys consumer's feelings around today and tomorrow's economy. Consumer sentiment predominately revolved around increasing inflationary pressure and continuing fears of COVID.

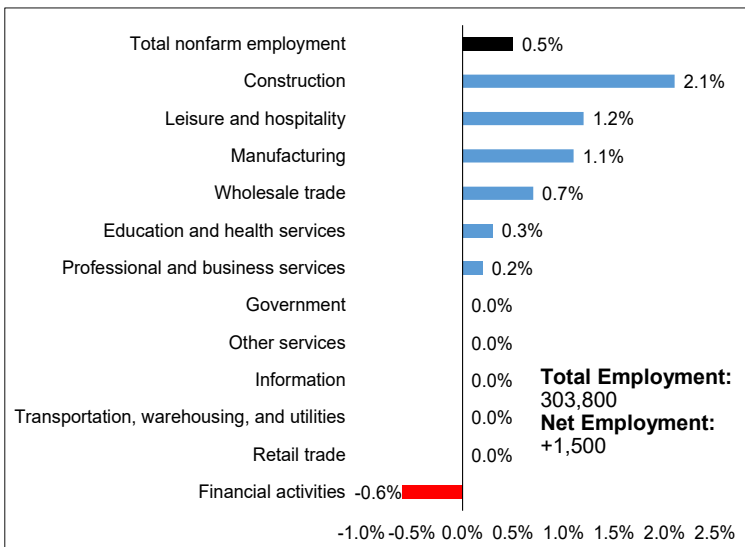
Consumer Sentiment in the U.S. Remains at Historic Lows, Second Lowest Since the Survey Started in 1966
January 2012 to July 2022, seasonally adjusted
University of Michigan, Survey of Consumers



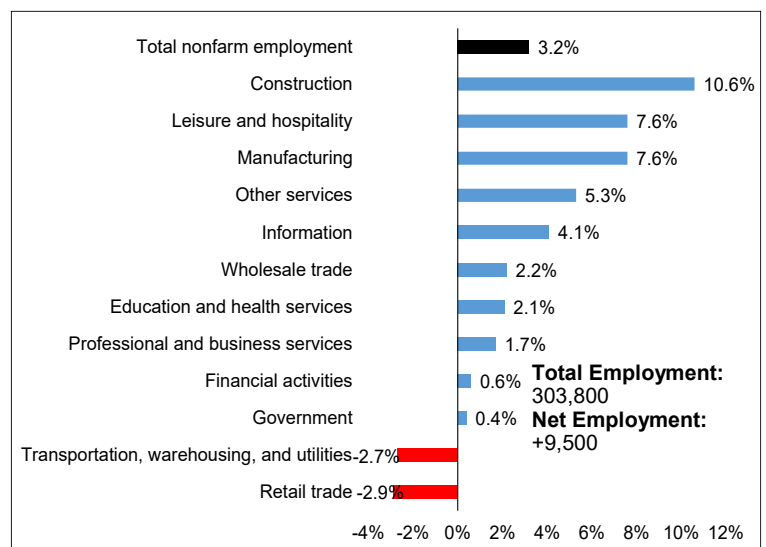
Unemployment Dips Below 3.0% in Washington County
June 2002 to June 2022, seasonally adjusted
Local Area Unemployment Statistics



Employment in Washington County Nears Pre-Pandemic Highs as We Entered June
May 2022 to June 2022, percentage change
Current Employment Estimates



Washington County has Nearly 10,000 More Jobs in June 2022 Compared With This Time Last Year
June 2021 to June 2022
Current Employment Estimates



Have questions? Want to subscribe? Contact me!
Brandon Schrader, Workforce Analyst

(503) 360 - 2421
Brandon.W.Schrader@employ.oregon.gov