

# Clackamas County

## ECONOMIC INDICATORS

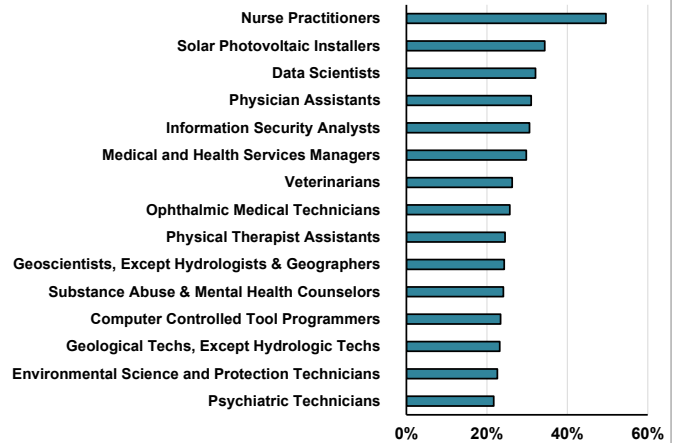
January 2025 (December data)



**Graph of the Month:** There are 77,400 new jobs expected to be added in the Portland Tri-County area during the 2024-2034 decade.

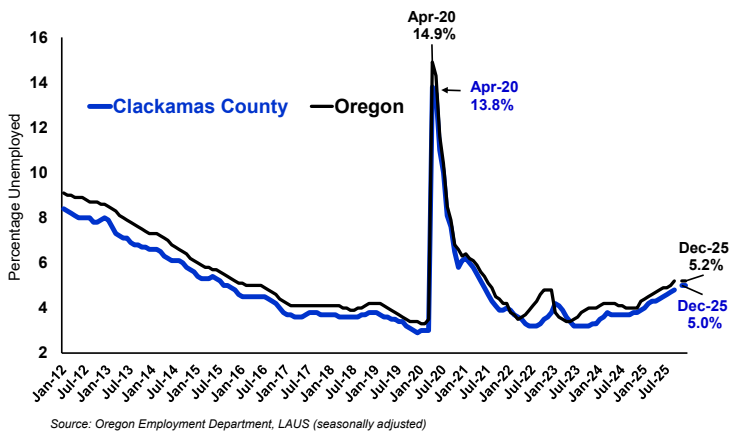
- Health care and associated occupations accounted for 8 out of the 15 fastest growing occupations during 2024-2034 in the Portland Tri-County which includes Clackamas, Multnomah, and Washington counties.
- Along with new job growth, the region is expected to have an additional 1,151,737 replacement openings in the next decade to replace workers who retire, leave the labor force for other reasons, or make major occupational change.

### Top 15 Fastest Growing Occupations Portland Tri-County: 2024-2034 Projections



Source: Oregon Employment Department, Occupational Projections: 2024-2034

### Unemployment Rate Clackamas County & Oregon: 2012-2025



Source: Oregon Employment Department, LAUS (seasonally adjusted)

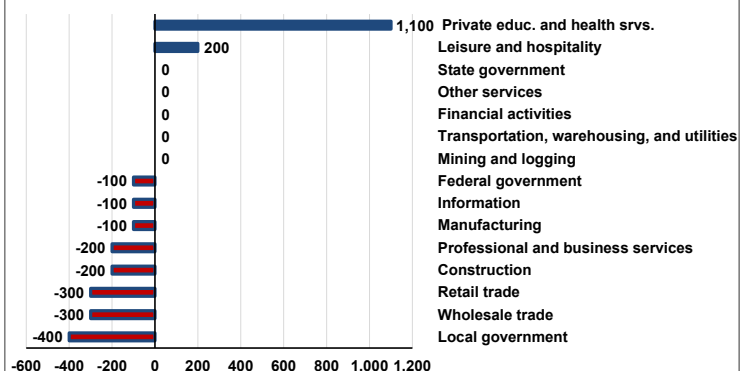
- The *seasonally adjusted* unemployment rate in Clackamas County during December remained at 5.0% from the previous month and 3.9% from a year ago.
- Covered employment in Clackamas County reached 174,000 in December, a decrease of -100 jobs from the previous month and a decrease of -400 jobs from a year ago.
- Clackamas County saw positive year-to-year employment growth during the last 12 months in 2025 except for the months of September, October, and December. Only two industries saw year-to-year job growth in December: private educational and health services (+1,100) and leisure and hospitality (+200).

### Year-over-Year Employment Growth Clackamas County: 2022-2025



Source: Oregon Employment Department, Current Employment Statistics, not seasonally adjusted

### Year-over-Year Employment Growth by Broad Industry Clackamas County, December 2024 to December 2025 (Total Annual Net Job Growth: -400)



Source: Oregon Employment Department, Current Employment Statistics