

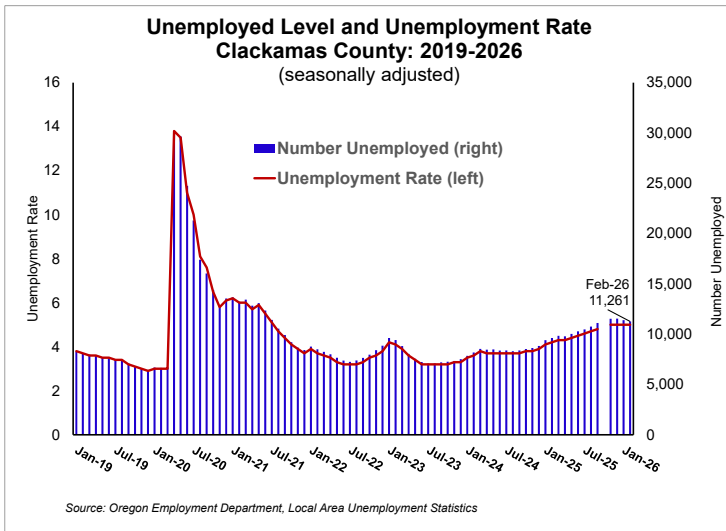
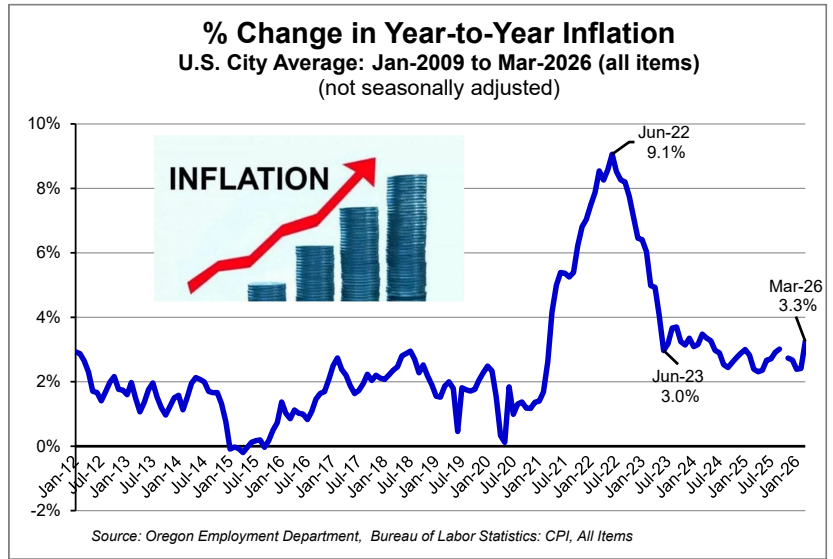
Clackamas County ECONOMIC INDICATORS

April 2026 (February-March data)

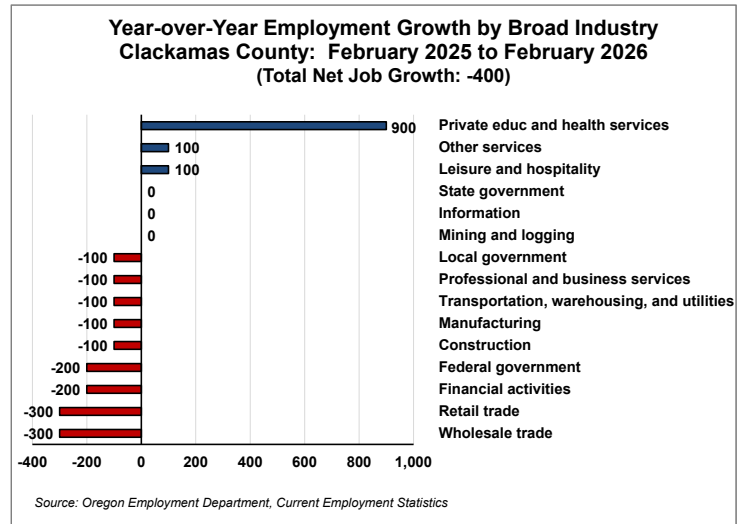
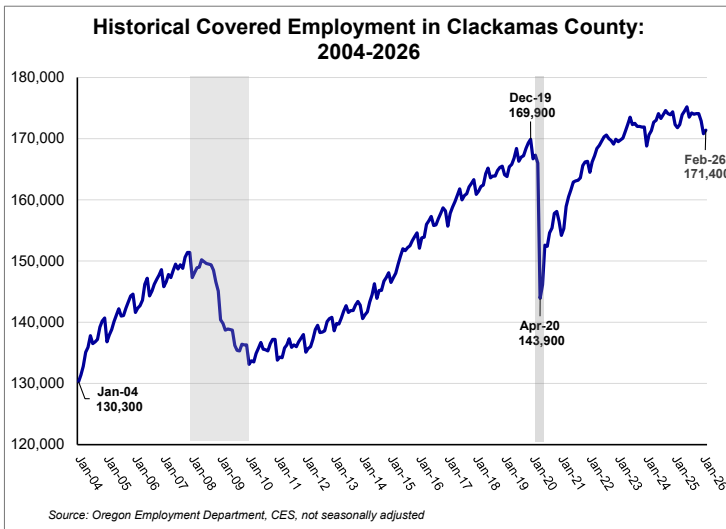


Graph of the Month: Year-to-year change in inflation for *all items* reached 3.3% in March.

- Year-to-year growth in inflation for all items headed up from 2.4% in February to 3.3% in March.
- A sample of expenditure categories with relatively high year-to-year inflation growth in March included:
 - * Motor fuel 19.2%
 - * Electricity 4.6%
 - * Utility piped gas service 6.4%
 - * Motor vehicle maintenance & repair 6.1%
 - * Airline fares 14.9%



- The *seasonally adjusted* unemployment rate in Clackamas County was 5.0% in February, unchanged from the previous month but much higher than a year ago (4.2%).
- Covered employment in Clackamas County reached 171,400 in February, a increase of +600 jobs from the previous month and a decrease of -400 jobs from a year ago.
- Net year-to-year job growth from February 2025 to February 2026 saw only three industries adding jobs: education and health services (+900); other services (+100); and leisure and hospitality (+100). The industries shedding the most jobs included wholesale and retail trade, financial activities, and federal government.



For any questions or to subscribe: Lynn Wallis (971) 804-2100 Lynn.N.Wallis@employ.oregon.gov