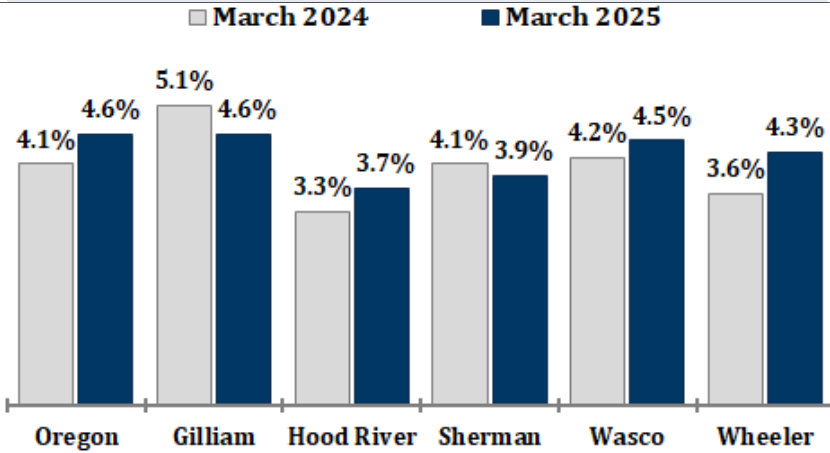




Columbia Gorge Economic Indicators

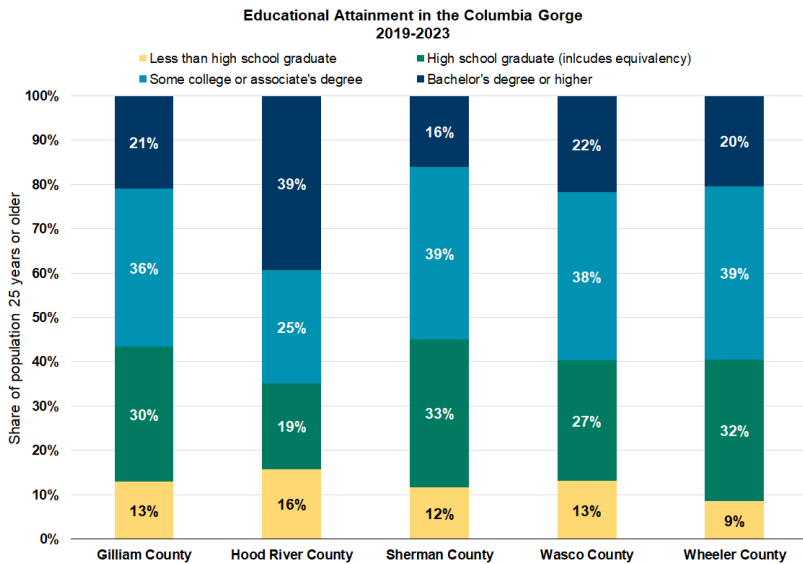
March 2025 Data

Local Area Unemployment Rates (Seasonally adjusted)



Graph of the Month (Columbia Gorge) Educational Attainment

Source: Oregon Employment Department, U.S. Census Bureau



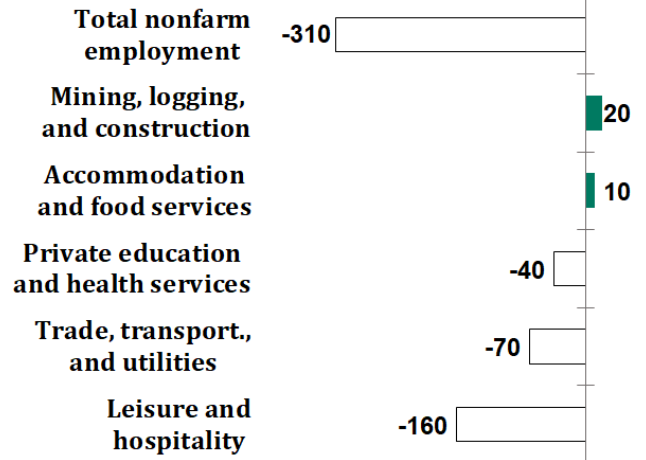
Source: Oregon Employment Department and U.S. Census Bureau, Table S1501, 5-year American Community Survey estimates

Educational attainment is a baseline metric for assessing labor market qualifications. In Oregon, the population tends to be more educated; roughly one in three people over 25 have attained a bachelor's degree or higher in Oregon, according to 2023 five-year American Community Survey estimates.

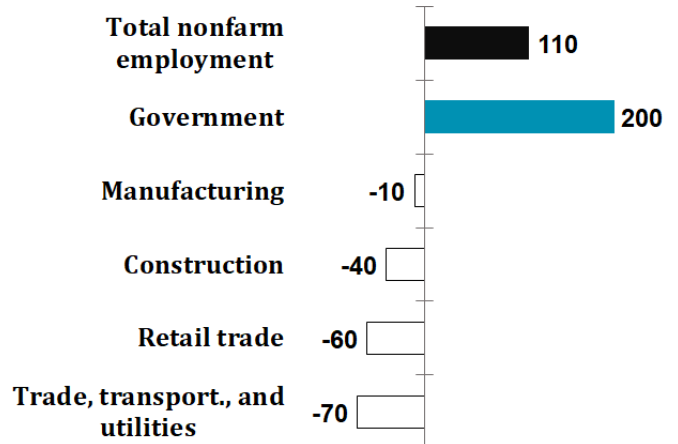
For most of the Columbia Gorge, a slightly smaller proportion of the population has a bachelor's degree or higher. In Gilliam, Wasco, and Wheeler counties, around 20% have a bachelor's degree or higher; in Sherman County, 16%; and in Hood River County, 39%. While Hood River County has the highest share of bachelor's degrees or higher, they also have the greatest share of less than high school, at 15.8%.

Select Industry Gains and Losses (Over-the-year net employment change)

Hood River County



Wasco County



Notable Over-the-Year Changes

Gilliam

Total nonfarm employment (+180)
Local government (+10)
Trade, transport, and utilities (-5)

Sherman

Total nonfarm employment (+25)
Government (+30)
Trade, transport, and utilities (-20)

Wheeler

Total nonfarm employment (+10)
Government (+10)
Leisure and hospitality (+5)

Want to join the distribution list? Contact:
Andrew Grimoldby, Andrew.J.Grimoldby@employ.oregon.gov