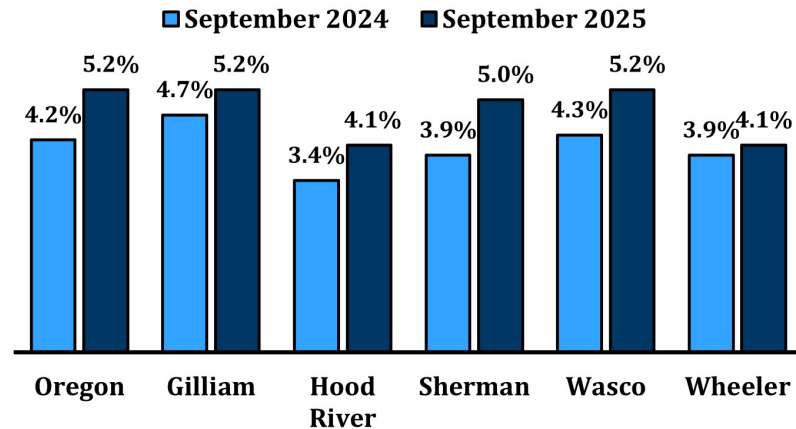




Columbia Gorge Economic Indicators

December 2025

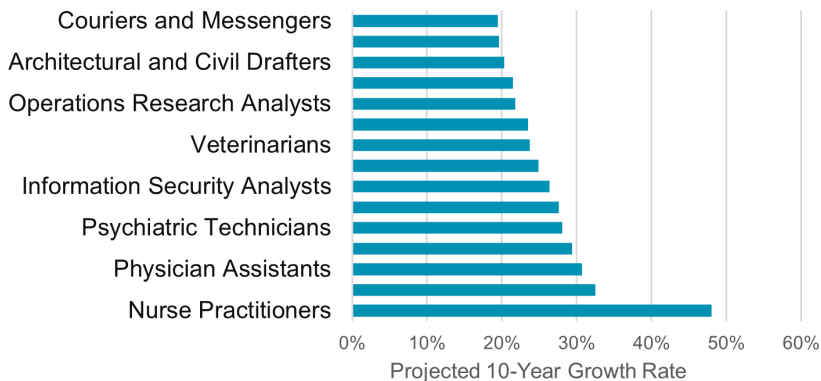
Local Area Unemployment Rates (Seasonally adjusted)



Graph of the Month

Projected Fastest-Growing Jobs in Oregon, 2024-2034

Source: Oregon Employment Department



Oregon's total employment will grow by 140,600 jobs, a 6% increase, between 2024 and 2034, according to new projections from the Oregon Employment Department. All areas in Oregon are expected to add jobs. Central Oregon and the Portland Tri-County areas have the highest projected growth at 7% each.

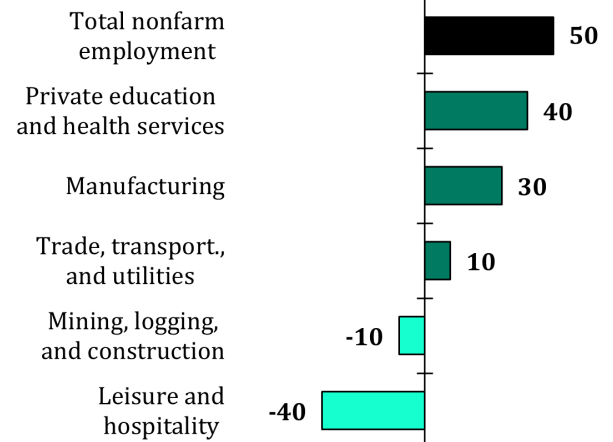
Occupations in health care and associated occupations (including mental health and animal care) account for nine of the 15 fastest-growing occupations. The growing elderly population, which typically has increased healthcare needs compared with younger groups, will in turn increase demand for caregiving and therapy services.

Computer and mathematical occupations comprise three of the 15 fastest-growing occupations. Rapid growth in computer occupations is due to the increasing volume of data generated from businesses' and consumers' expanding digital presence, which increases demand for workers who can model, interpret, and analyze data in addition to demand for the development of AI solutions and their integration into business practices.

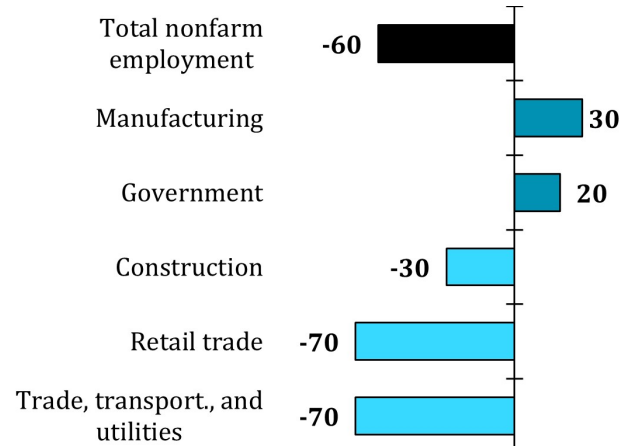
Select Industry Gains and Losses

(Year-over-year net employment change, September 2025)

Hood River County



Wasco County



Notable Over-the-Year Changes

Gilliam

Total nonfarm employment (-95)

Professional and business services (+20)

Government (+10)

Sherman

Total nonfarm employment (-35)

Government (-15)

Trade, transport, and utilities (-15)

Wheeler

Total nonfarm employment (-25)

Leisure and hospitality (-15)

Trade, transport, and utilities (+5)

Want to join the distribution list? Contact:
Jake Procino , Jake.D.Procino@employ.oregon.gov