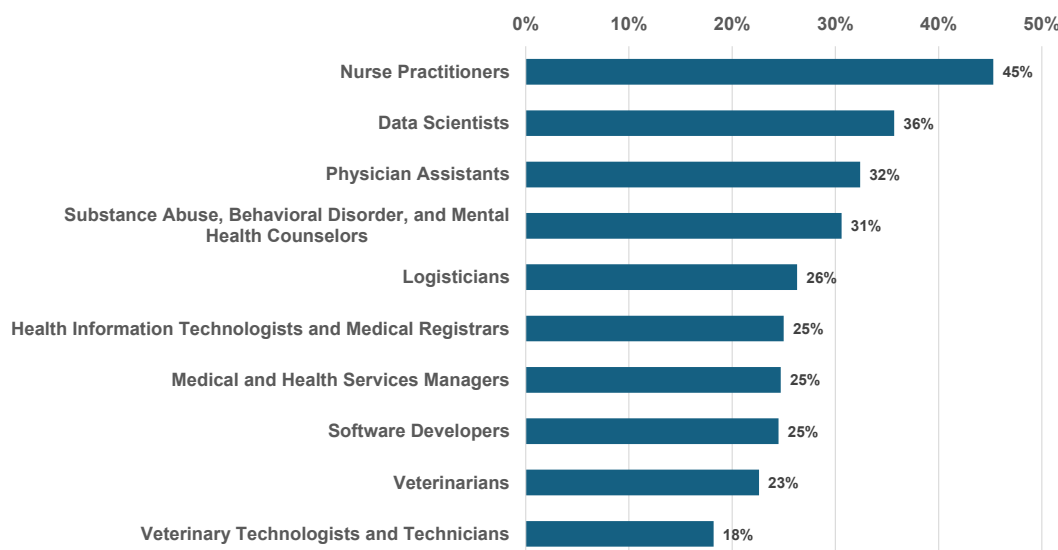


Special Topic: 10 Rapidly Growing Occupations



These are some of the fastest growing occupations in the South Central region of Oregon. Five out of these 10 occupations are in the healthcare sector. The others are part of the professional, scientific, and technical services sector.

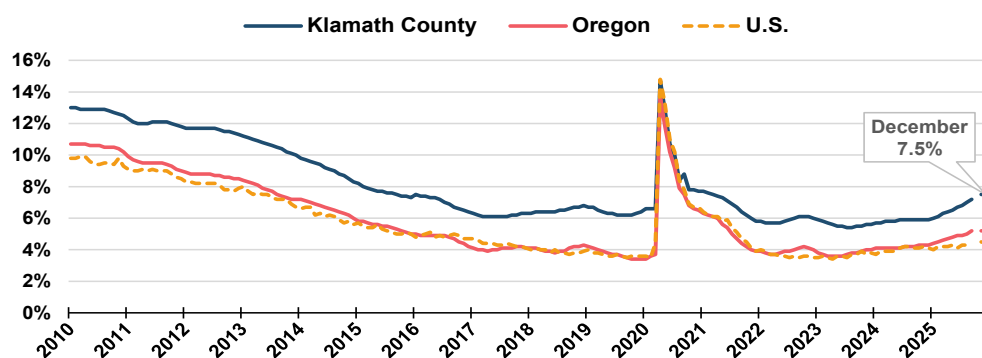
The typical entry level education for half of these roles is a Bachelor's degree. For some of these roles jobseekers are more competitive if they attain higher levels of education than what employers are seeking for entry level roles.

Source: Oregon Employment Department

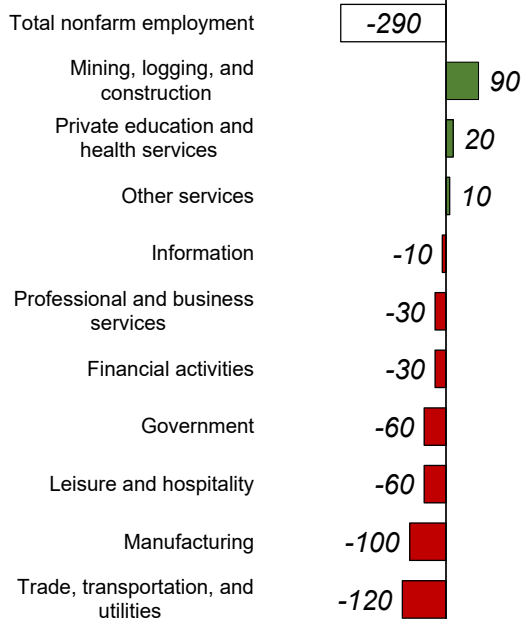
Unemployment Rate at 7.5%

- The seasonally adjusted unemployment rate in December 2024 was 5.9%
- The seasonally adjusted unemployment rate has ranged from 6.0% to 7.5% over the year

[More info on unemployment](#)



Source: Oregon Employment Department, LAUS



Industry Employment Change: December 2024 to 2025

Klamath County employment lost **290 jobs** over the year.

- Payroll employment down **1.2%** over the year
- [Detailed December Employment Press Release](#)

Jeff McAllister — Workforce Analyst for Southern Oregon

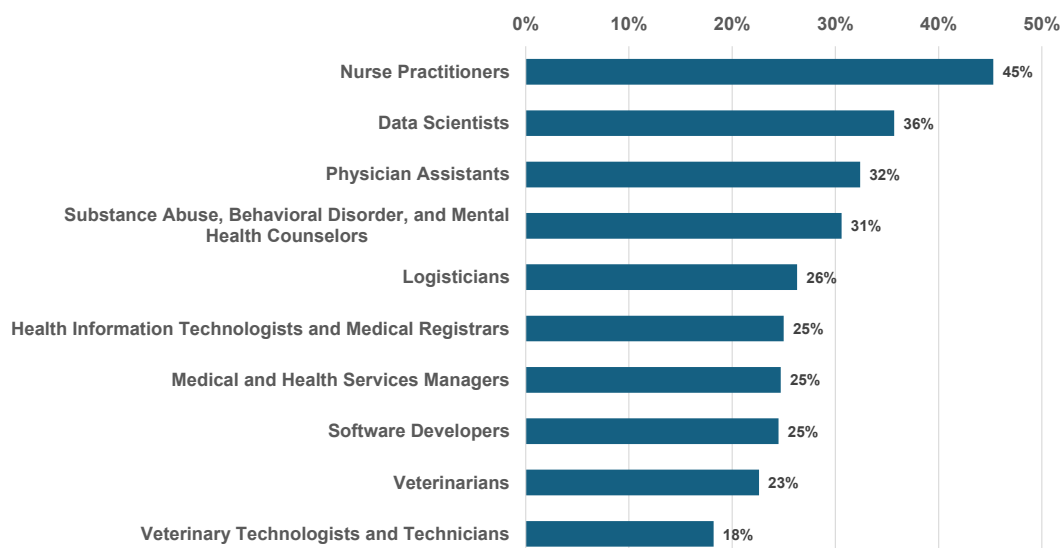
Jeff.S.McAllister@employ.oregon.gov

(541) 414 - 5325

[QualityInfo.org](#): Your source for the latest economic data, highlights, and analysis.

Discover everything related to South Central Oregon and Klamath County's labor market: [South Central Oregon](#)

Special Topic: 10 Rapidly Growing Occupations



These are some of the fastest growing occupations in the South Central region of Oregon. Five out of these 10 occupations are in the healthcare sector. The others are part of the professional, scientific, and technical services sector.

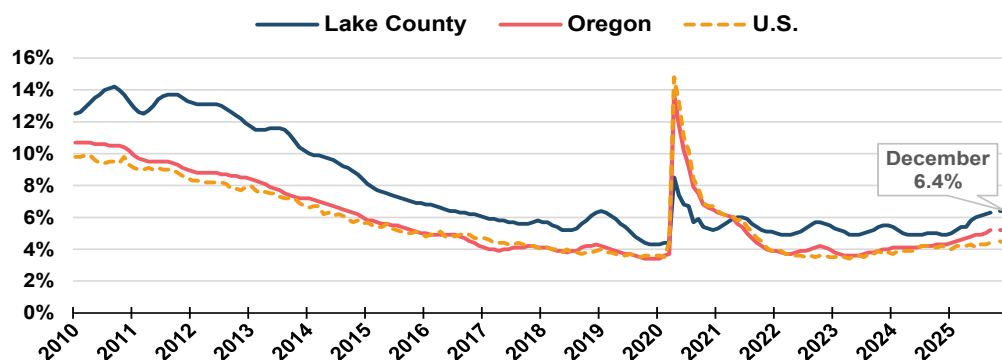
The typical entry level education for half of these roles is a Bachelor's degree. For some of these roles jobseekers are more competitive if they attain higher levels of education than what employers are seeking for entry level roles.

Source: Oregon Employment Department

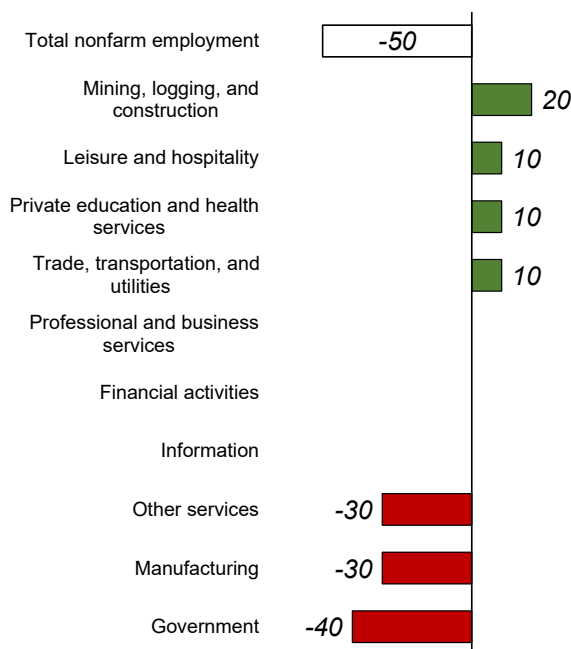
Unemployment Rate at 6.4%

- The seasonally adjusted unemployment rate in December 2024 was 4.9%
- The seasonally adjusted unemployment rate has ranged from 5.0% to 6.4% over the year

[More info on unemployment](#)



Source: Oregon Employment Department, LAUS



Source: Oregon Employment Department, CES

Industry Employment Change: December 2024 to 2025

Lake County employment lost **50 jobs** over the year.

- Payroll employment down **2.3%** over the year
- [Detailed December Employment Press Release](#)

Jeff McAllister — Workforce Analyst for Southern Oregon

Jeff.S.McAllister@employ.oregon.gov

(541) 414 - 5325

[QualityInfo.org](#): Your source for the latest economic data, highlights, and analysis.

Discover everything related to South Central Oregon and Lake County's labor market: [South Central Oregon](#)