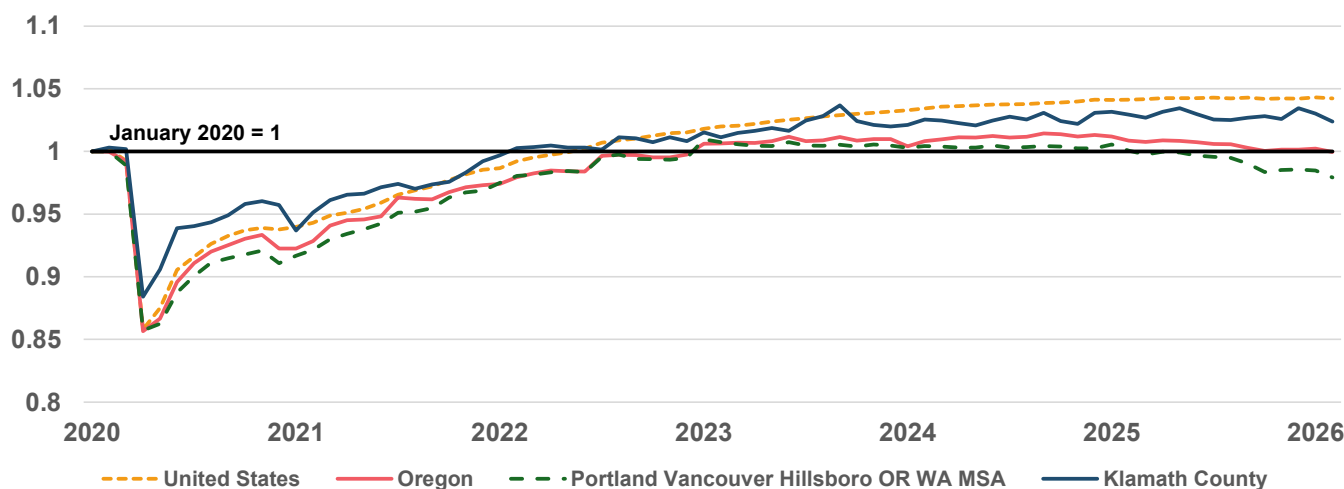


Special Topic: Index of Total Nonfarm Employment



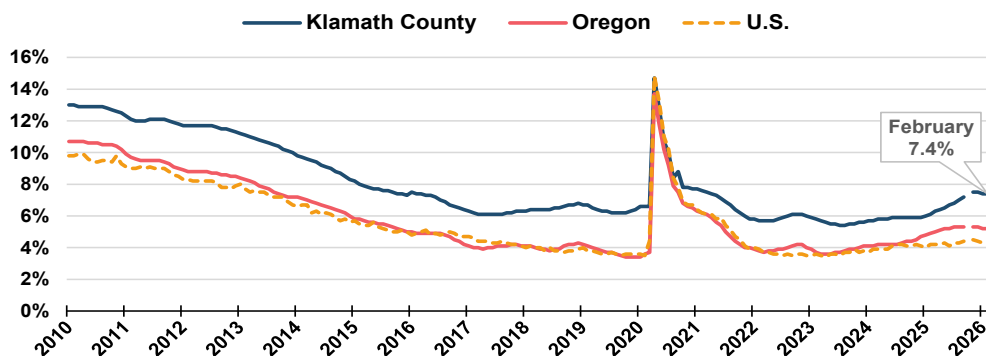
Source: Oregon Employment Department, U.S. Bureau of Labor Statistics

This index uses 2020 total nonfarm employment as the base value to compare employment at the local level up to the national level. Here we're seeing the United States adding jobs at a steady pace while Oregon leveled off and most recently dipped below employment levels in 2020. Historically Oregon has bounced back from recessions faster than the United States. The story for the urban core of Portland-Vancouver-Hillsboro is similar to that of Oregon. Klamath County has outpaced the country at various times and is observing elevated levels of employment compared to the period prior to the pandemic.

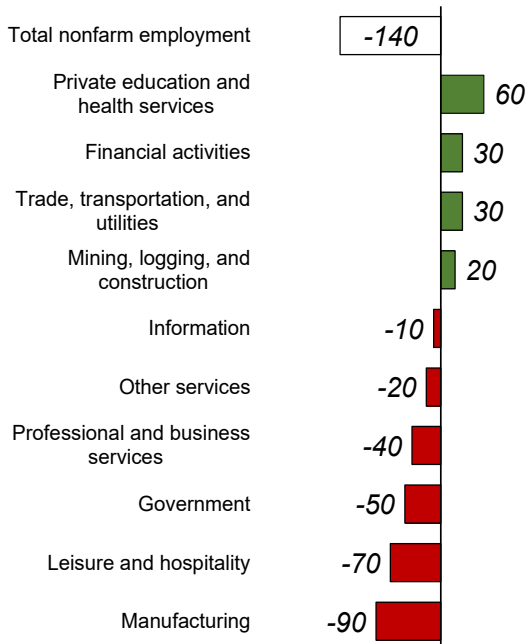
Unemployment Rate at 7.4%

- The seasonally adjusted unemployment rate in February 2025 was 6.1%
- The seasonally adjusted unemployment rate has ranged from 6.3% to 7.5% over the year

[More info on unemployment](#)



Source: Oregon Employment Department, LAUS



Industry Employment Change: February 2025 to 2026

Klamath County employment lost 140 jobs over the year.

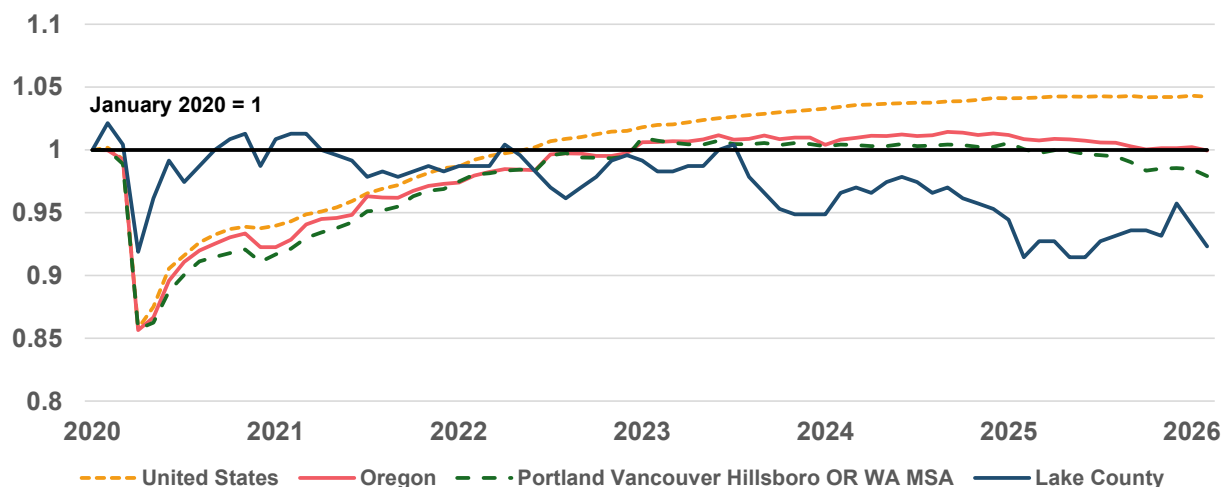
- Payroll employment down **0.6%** over the year
- [Detailed February Employment Press Release](#)

Jeff McAllister — Workforce Analyst for Southern Oregon
Jeff.S.McAllister@employ.oregon.gov
 (541) 414 - 5325

[QualityInfo.org](#): Your source for the latest economic data, highlights, and analysis.

Discover everything related to South Central Oregon and Klamath County's labor market: [South Central Oregon](#)

Special Topic: Index of Total Nonfarm Employment



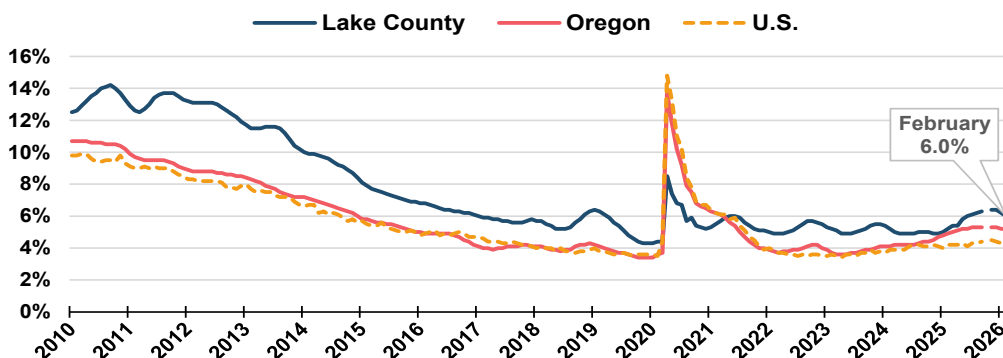
Source: Oregon Employment Department, U.S. Bureau of Labor Statistics

This index uses 2020 total nonfarm employment as the base value to compare employment at the local level up to the national level. Here we're seeing the United States adding jobs at a steady pace while Oregon leveled off and most recently dipped below employment levels in 2020. Historically Oregon has bounced back from recessions faster than the United States. The story for the urban core of Portland-Vancouver-Hillsboro is similar to that of Oregon. Lake County meanwhile didn't experience the degree of job losses like other areas. Recently the county has been seeing employment levels below those observed prior to the pandemic.

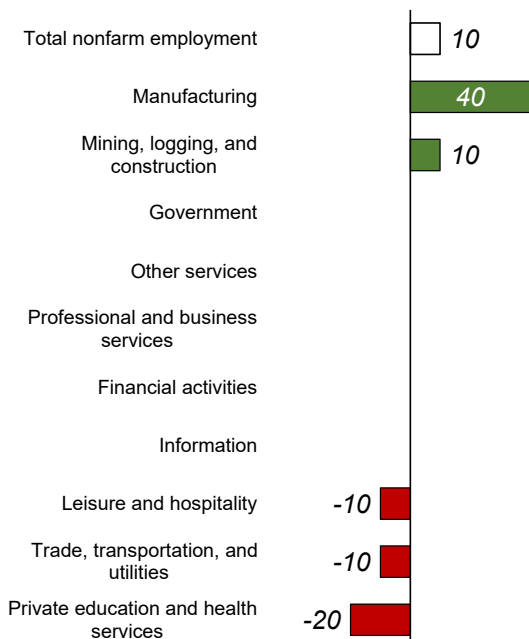
Unemployment Rate at 6.0%

- The seasonally adjusted unemployment rate in February 2025 was 5.2%
- The seasonally adjusted unemployment rate has ranged from 5.4% to 6.4% over the year

[More info on unemployment](#)



Source: Oregon Employment Department, LAUS



Source: Oregon Employment Department, CES

Industry Employment Change: February 2025 to 2026

Lake County employment gained 10 jobs over the year.

- Payroll employment up 0.5% over the year
- [Detailed February Employment Press Release](#)

Jeff McAllister — Workforce Analyst for Southern Oregon

Jeff.S.McAllister@employ.oregon.gov

(541) 414 - 5325

[QualityInfo.org](#): Your source for the latest economic data, highlights, and analysis.

Discover everything related to South Central Oregon and Lake County's labor market: [South Central Oregon](#)