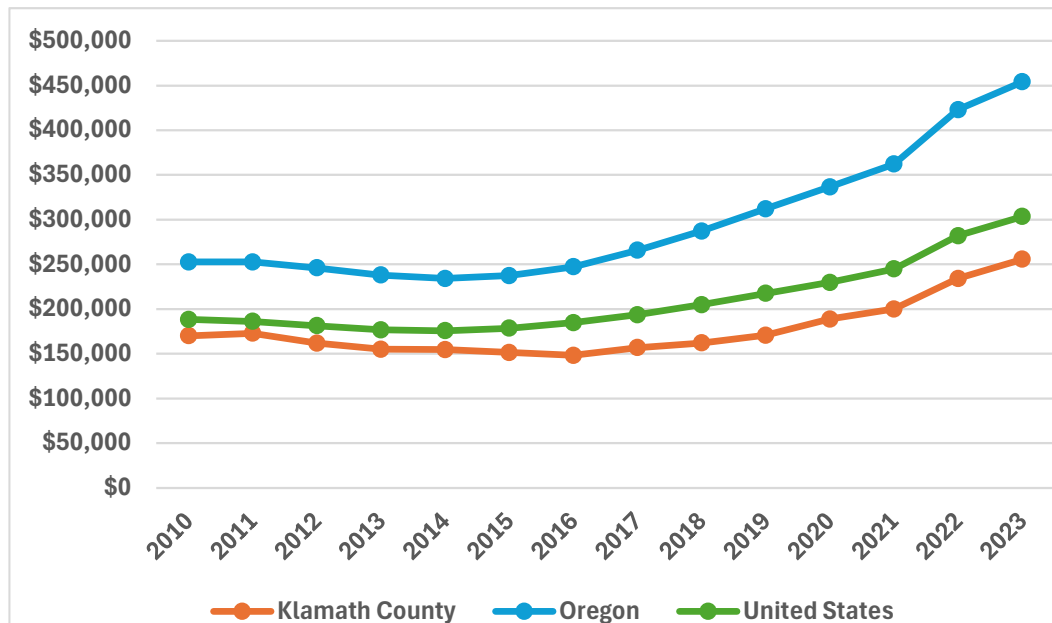


Special Topic: Median Home Values



Median home values in Klamath County have risen from \$148,100 in 2012-2016 to \$255,700 in 2019-2023, an increase of \$107,600 or 73%. This was a reversal from the period 2010-2016 when homes lost \$22,000 in value, a decline of 13%.

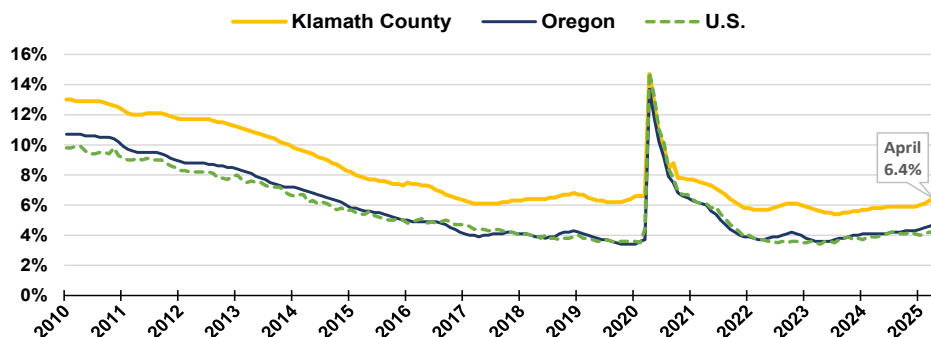
Klamath County home values have been below national and state levels. As of 2019-2023, median home values are \$47,700 below the national median and \$198,500 below the Oregon median. These numbers are bound to shift with housing supply in the headlines and concerted efforts being made by policy-makers.

Source: U.S. Census American Community Survey 2010-2023 5-Year Estimates Table DP04

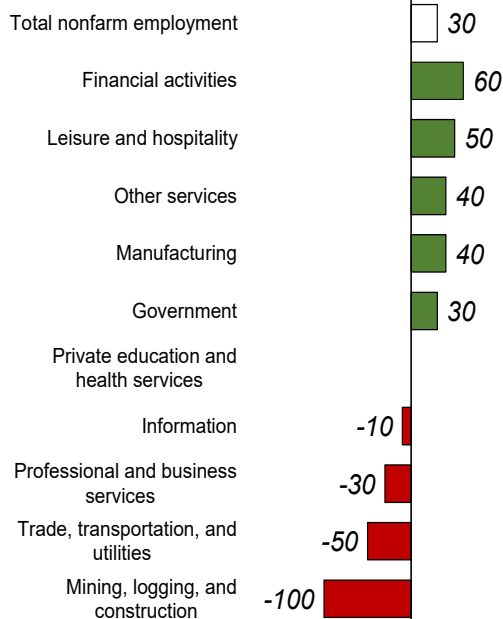
Unemployment Rate at 6.4%

- The seasonally adjusted unemployment rate in April 2024 was 5.8%
- The seasonally adjusted unemployment rate has ranged from 5.8% to 6.3% over the year

[More info on unemployment](#)



Source: Oregon Employment Department, LAUS



Industry Employment Change: April 2024 to April 2025

Klamath County employment gained 30 jobs over the year.

- Payroll employment up 0.1% over the year
- [Detailed May Employment Press Release](#)

Jeff McAllister — Workforce Analyst for Southern Oregon

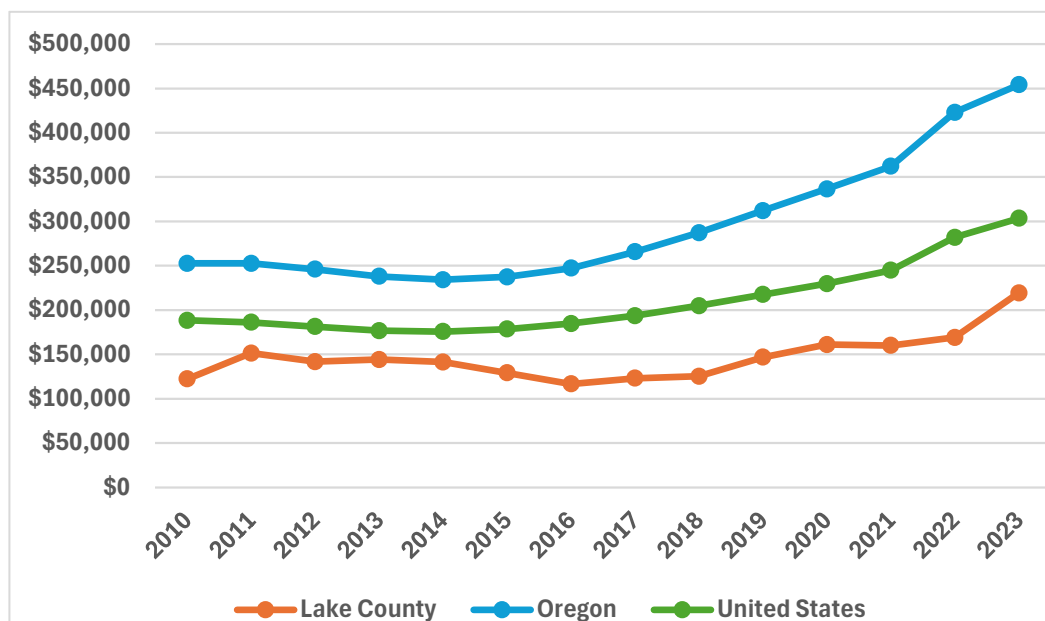
Jeff.S.McAllister@employ.oregon.gov

(541) 414 - 5325

[QualityInfo.org](#): Your source for the latest economic data, highlights, and analysis.

Discover everything related to South Central Oregon and Klamath County's labor market: [South Central Oregon](#)

Special Topic: Median Home Values



Median home values in Lake County have risen from \$116,600 in 2012-2016 to \$219,400 in 2019-2023, an increase of \$102,800 or 88%. This was a reversal from the period 2011-2016 when homes lost \$34,900 in value, a decline of 23%.

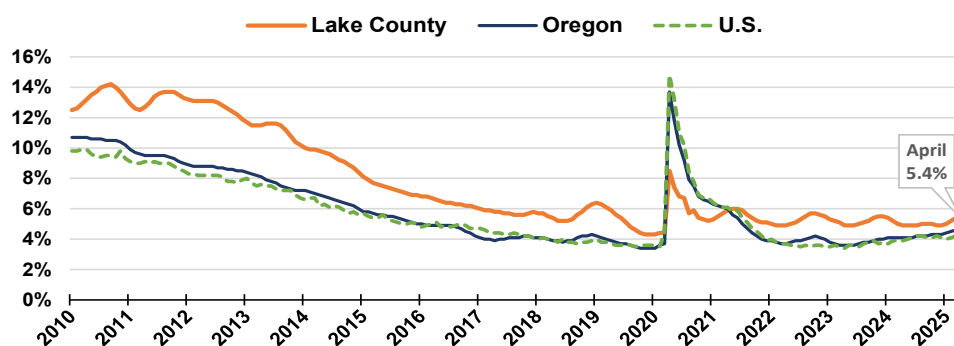
Lake County home values have been below national and state levels. As of 2019-2023, median home values are \$84,000 below the national median and \$234,800 below the Oregon median. These numbers are bound to shift with housing supply in the headlines and concerted efforts being made by policymakers.

Source: U.S. Census American Community Survey 2010-2023 5-Year Estimates Table DP04

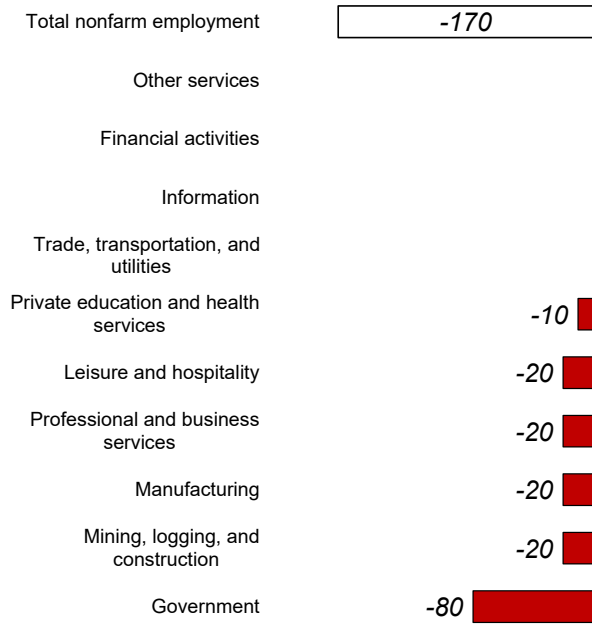
Unemployment Rate at 5.4%

- The seasonally adjusted unemployment rate in April 2024 was 4.9%
- The seasonally adjusted unemployment rate has ranged from 4.9% to 5.4% over the year

[More info on unemployment](#)



Source: Oregon Employment Department, LAUS



Source: Oregon Employment Department, CES

Industry Employment Change: April 2024 to April 2025

Lake County employment lost **170 jobs** over the year.

- Payroll employment down **7.6%** over the year
- [Detailed May Employment Press Release](#)

Jeff McAllister — Workforce Analyst for Southern Oregon

Jeff.S.McAllister@employ.oregon.gov

(541) 414 - 5325

[QualityInfo.org](#): Your source for the latest economic data, highlights, and analysis.

Discover everything related to South Central Oregon and Lake County's labor market: [South Central Oregon](#)