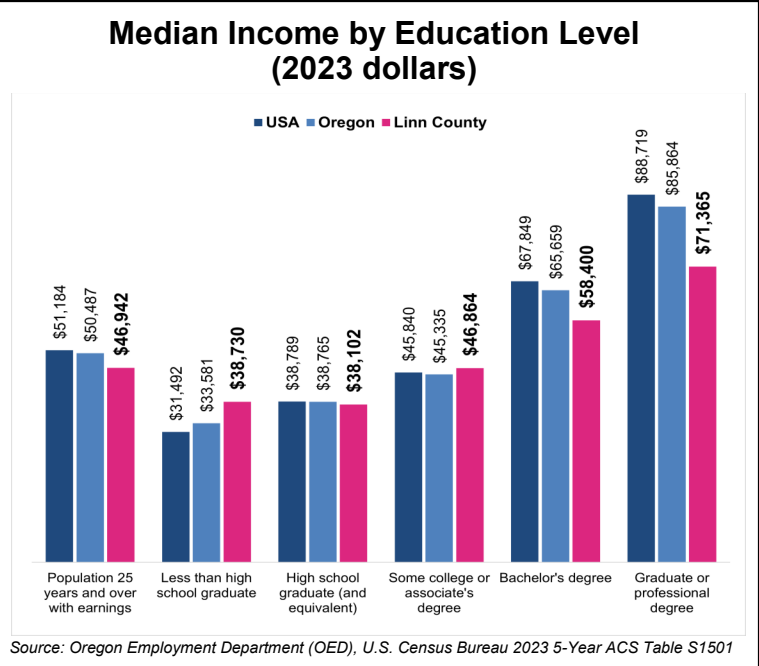
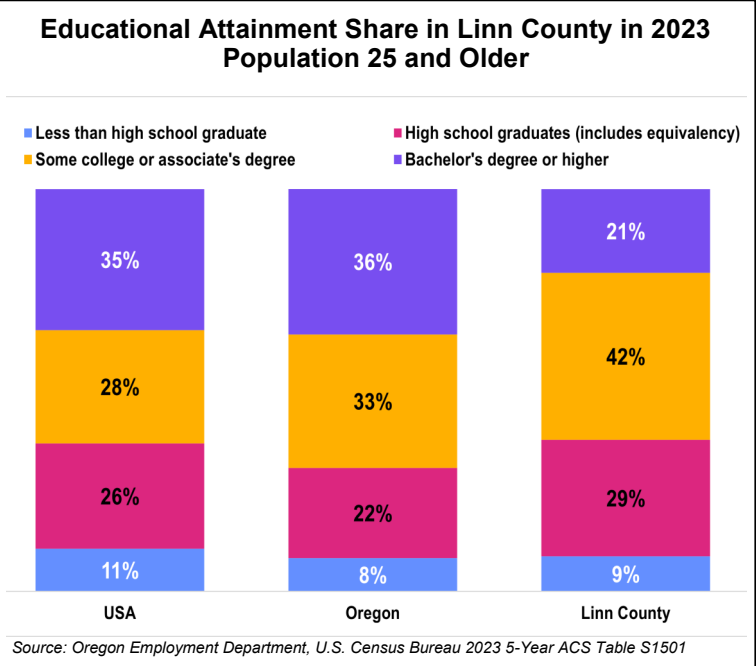
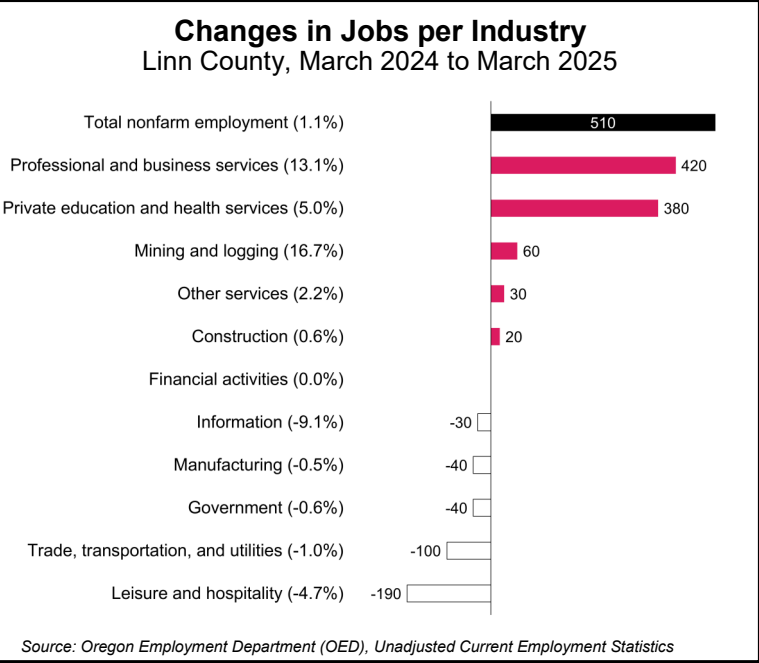
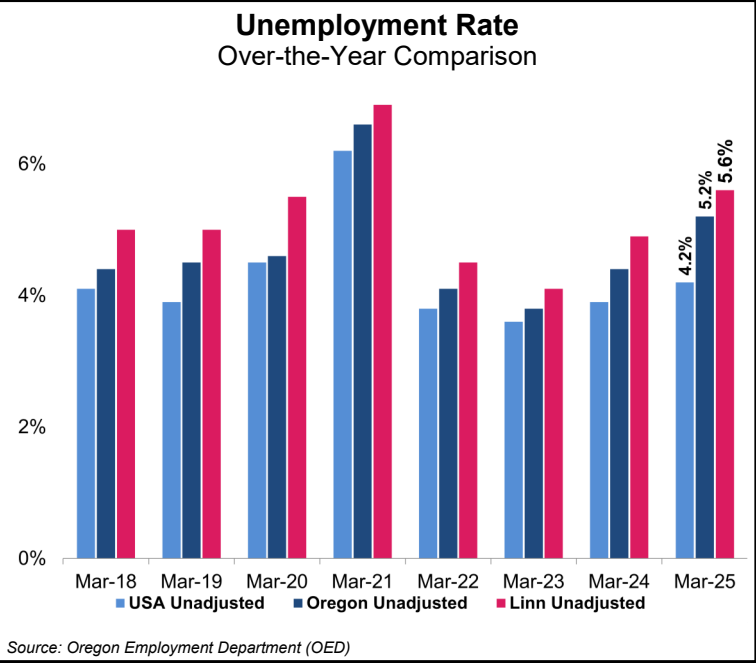


Linn County's **unadjusted unemployment rate** was 5.6% in March, up from its revised rate of 5.5% in February. Oregon's statewide **unadjusted unemployment rate** in March was 5.2%, unchanged from its revised February rate of 5.2%. Employment grew by 510 jobs (+1.1%) over the year to March.

The largest employment gains were in professional and business services (420 jobs, +13.1%), followed by private education and health services (380 jobs, +5.0%). Several sectors experienced losses, with the largest declines in leisure and hospitality (190 fewer jobs, -4.7%) and trade, transportation, and utilities (100 fewer jobs, -1.0%). Employment is now 3.0%, or 1,390 jobs, above the pre-pandemic employment level in February 2020.

**EDUCATIONAL AND MEDIAN INCOME** —Educational attainment reflects the labor market's qualifications, and Oregon's population tends to have higher education levels. In Linn County, 42% have some college or an associate degree, while 21% of those aged 25 and older hold a bachelor's degree or higher. Data indicates higher education correlates with increased income: the median earnings for people aged 25+ is \$46,942, ranging from \$38,000 for workers without a high school diploma to \$71,000 for those with advanced degrees. Linn County's 21% bachelor's degree attainment suggests room for improvement in promoting higher education to boost median incomes. Having an advanced degree raises income significantly.



For more information and/or to be added to the monthly e-mail distribution list, contact:  
 Madeline Judokusumo, Workforce Analyst, Oregon Employment Dept.  
[Madeline.Judokusumo@employ.oregon.gov](mailto:Madeline.Judokusumo@employ.oregon.gov) | Tel.: (541) 223-4954

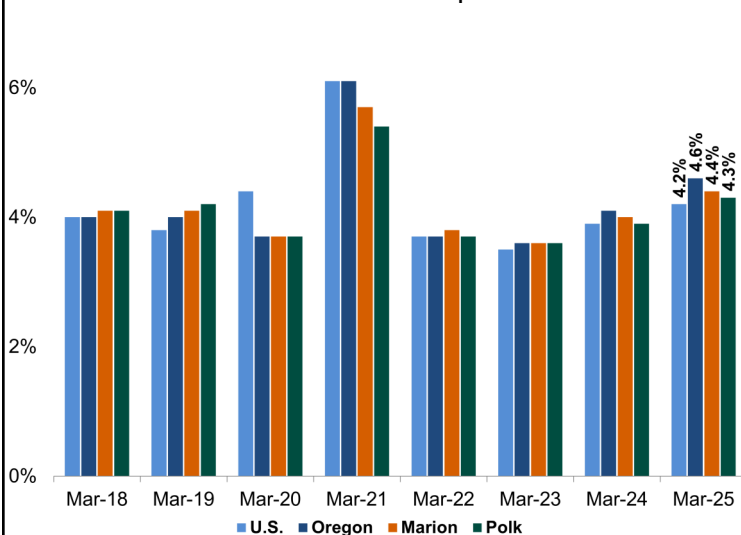
Join the conversation and stay informed.  
[Qualityinfo.org/mid-valley](https://Qualityinfo.org/mid-valley)  
 Contact us for online presentations and speaking engagements.

The Salem MSA's **unadjusted unemployment rate** was 5.0% in March, up from its revised rate of 4.9% in February. Oregon's statewide **unadjusted unemployment rate** in March was 5.2%, unchanged from its revised February rate of 5.2%. Employment gains were (4,600 jobs, +2.5%) over the year to March.

Job gains were concentrated in private education and health services (3,200 jobs, +9.0%) and professional and business services (1,200 jobs, +6.5%). Sectors with the largest declines were financial activities (300 fewer jobs, -4.9%) and trade, transportation, and utilities (300 fewer jobs, -1.0%). Employment is up 8.3% or 14,500 jobs above the pre-pandemic employment level in February 2020.

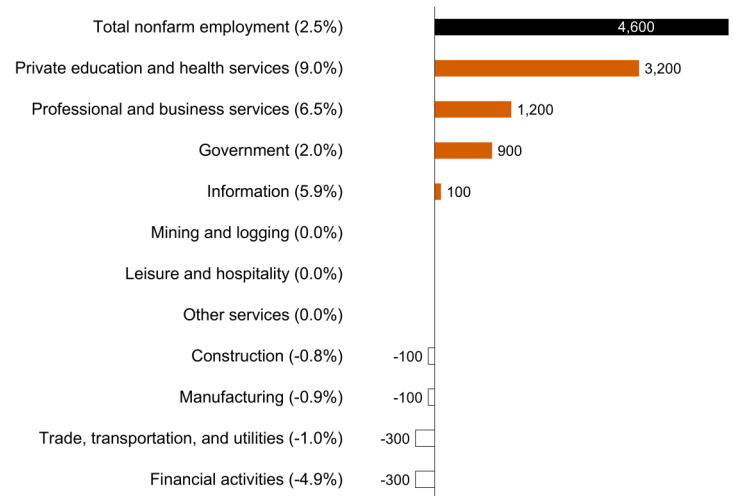
**EDUCATION AND MEDIAN INCOME** — Educational attainment reflects labor market qualifications. In Salem MSA, 35% of individuals aged 25+ have some college or an associate degree, while 27% hold a bachelor's or higher. Higher education is linked to higher income, with median earnings of \$46,221 for those aged 25+, ranging from \$32,000 for workers without a high school diploma to \$81,000 for advanced degree holders. Salem MSA's 27% bachelor's degree attainment indicates room for growth. In Polk County, 31% of residents aged 25+ hold a bachelor's degree or higher, approaching Oregon's statewide rate of 36%. The income increase from a bachelor's to an advanced degree is notably significant in Salem MSA.

**Unemployment Rate  
Over-the-Year Comparison**



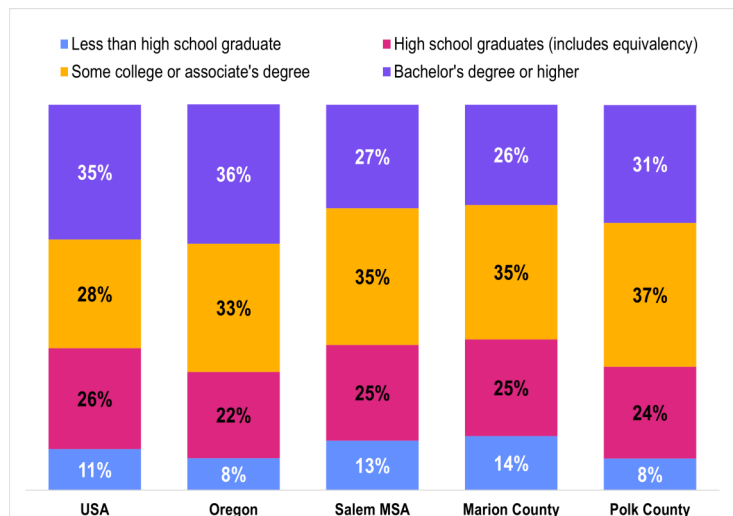
Source: Oregon Employment Department (OED), Local Area Unemployment Statistics (LAUS).

**Changes in Jobs per Industry  
Salem MSA, March 2024 to March 2025**



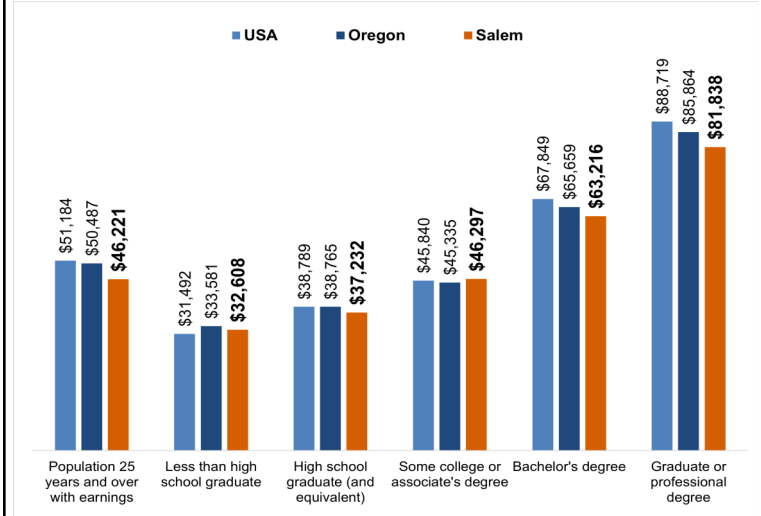
Source: Oregon Employment Department (OED), Unadjusted Current Employment Statistics

**Educational Attainment Share in Salem MSA in 2023  
Population 25 and Older**



Source: Oregon Employment Department, U.S. Census Bureau 2023 5-Year ACS Table S1501

**Median Income by Education Level  
(2023 dollars)**



Source: Oregon Employment Department, U.S. Census Bureau 2023 5-Year ACS Table S1501

**For more information and/or to be added to the monthly e-mail distribution list, contact:**

Madeline Judokusumo, Workforce Analyst, Oregon Employment Dept.  
[Madeline.Judokusumo@employ.oregon.gov](mailto:Madeline.Judokusumo@employ.oregon.gov) | Tel.: (541) 223-4954

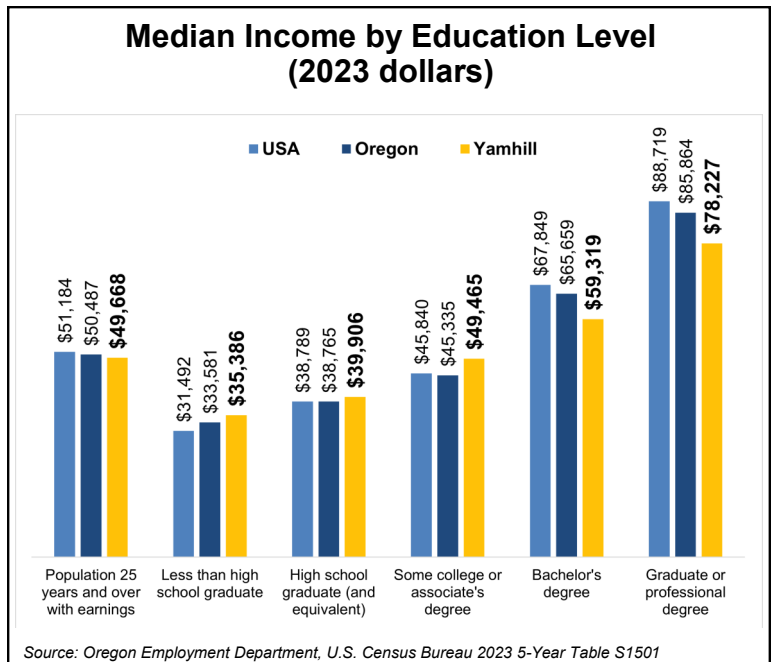
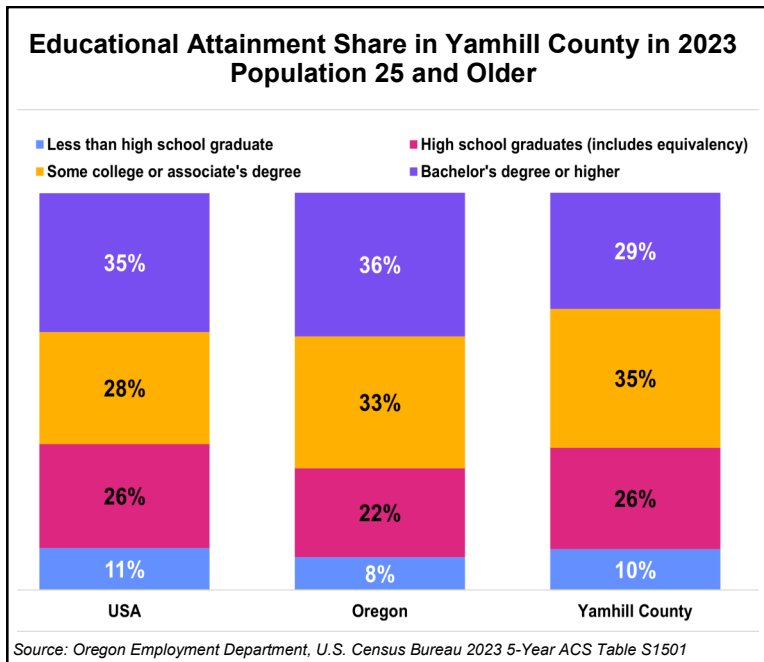
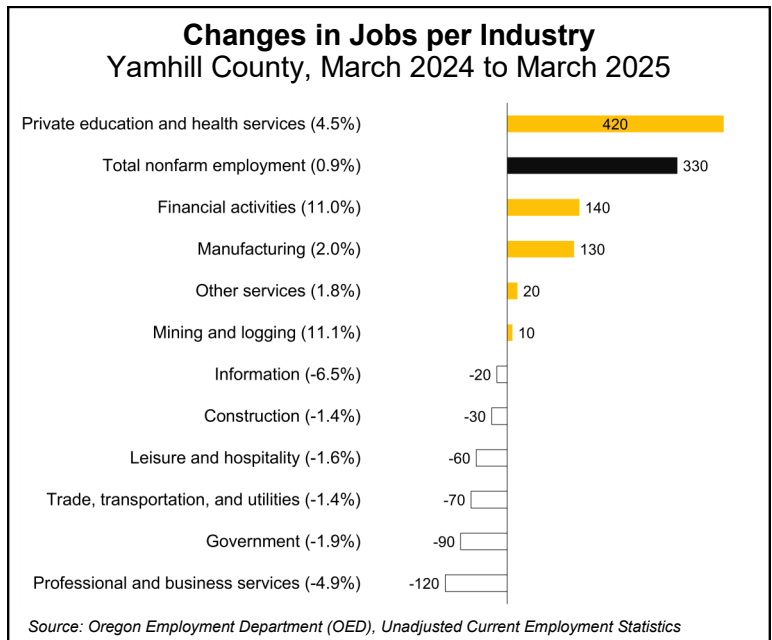
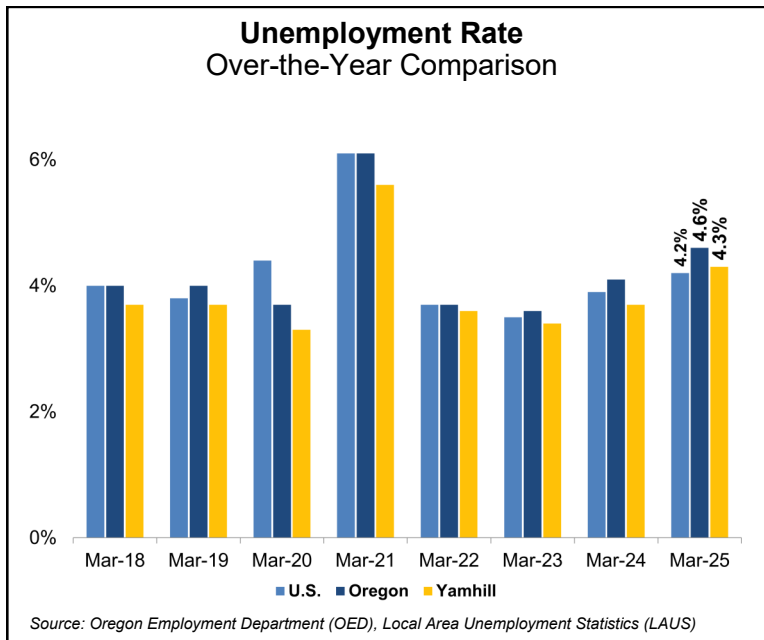
**Join the conversation and stay informed.**  
[Qualityinfo.org/mid-valley](https://Qualityinfo.org/mid-valley)

Contact us for online presentations and speaking engagements.

Yamhill County's seasonally adjusted unemployment rate was 4.3% in March, matching its revised rate of 4.3% in February. Oregon's statewide unemployment rate in March was 4.5%, up from its revised February rate of 4.4%. From the previous year, total nonfarm employment grew by 330 jobs (+0.9%).

Industries adding the most jobs over the previous year were private education and health services (+4.5%, 420 jobs), financial activities (+11.0%, 140 jobs), and manufacturing (+2.0%, 130 jobs). Job losses were concentrated in professional and business services (-4.9%, 120 fewer jobs) and government (-1.9%, 90 fewer jobs). Employment is 1,580 jobs (+4.5%) above the pre-pandemic level in February 2020.

**EDUCATIONAL ATTAINMENT AND MEDIAN INCOME**— Educational attainment shapes labor market qualifications. In Yamhill County, 35% of individuals aged 25+ have some college or an associate degree, while 29% hold a bachelor's or higher. Higher education boosts income, with median earnings at \$49,668, ranging from \$35,000 for those without a high school diploma to \$78,000 for advanced degrees. Yamhill County's 29% bachelor's degree attainment lags behind Oregon's overall rate, highlighting potential for growth. The income increase from a bachelor's to a graduate or professional degree is notably significant.



For more information and/or to be added to the monthly e-mail distribution list, contact:

Madeline Judokusumo, Workforce Analyst, Oregon Employment Dept.  
[Madeline.Judokusumo@employ.oregon.gov](mailto:Madeline.Judokusumo@employ.oregon.gov) | Tel.: (541) 223-4954

Join the conversation and stay informed.  
[Qualityinfo.org/mid-valley](https://Qualityinfo.org/mid-valley)

Contact us for online presentations and speaking engagements.