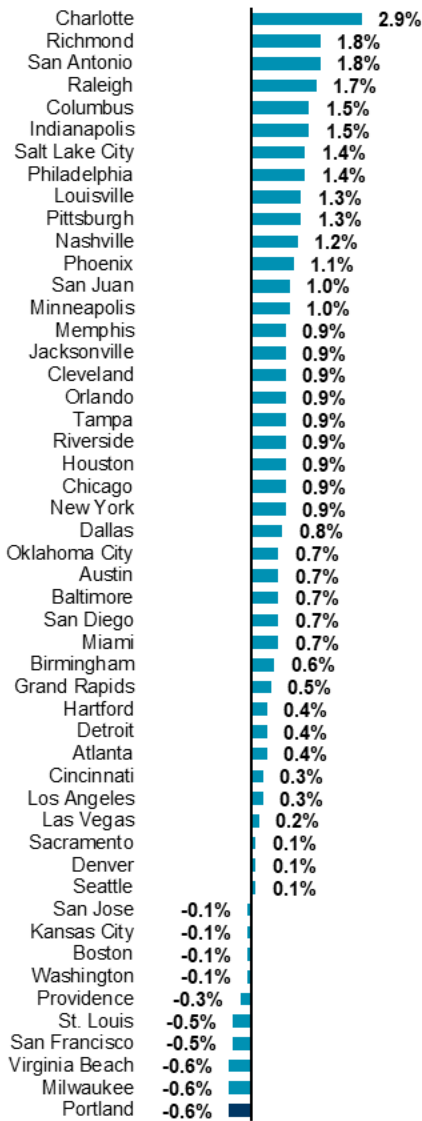


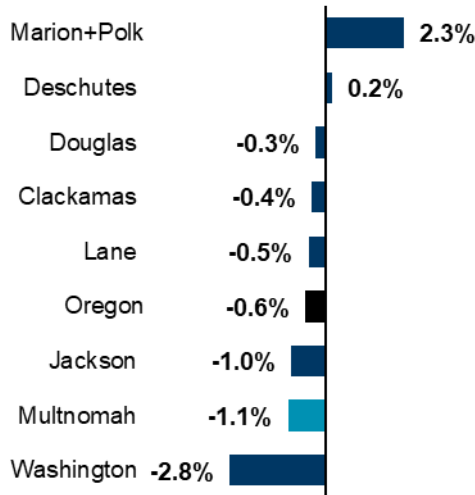
Job Growth by U.S. Metro

Percentage Growth — Sep. 2024 to Sep. 2025



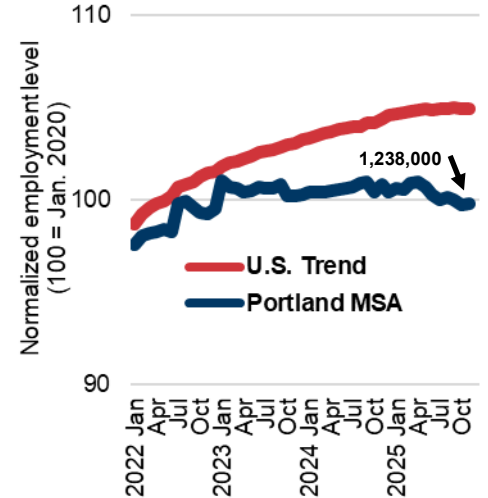
Employment Growth by County

Sep. 2024 to Sep. 2025



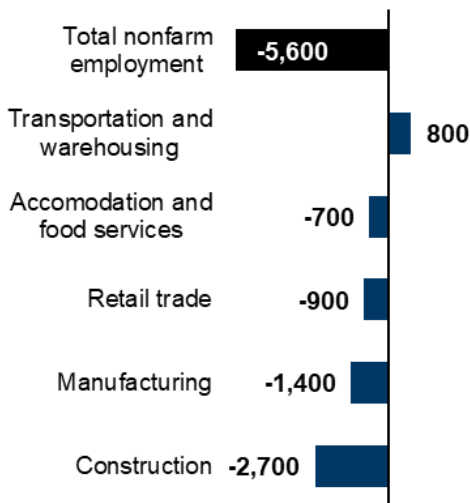
Employment in Portland Metro

Jan. 2022 to Sep. 2025 (seasonally adjusted)



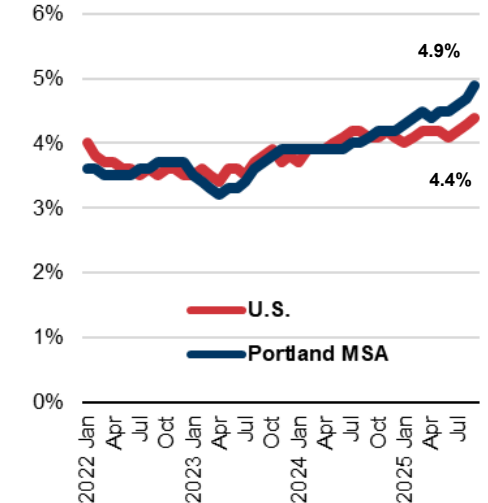
Select Industry Gains and Losses

Multnomah County, Sep. 2024 to Sep. 2025



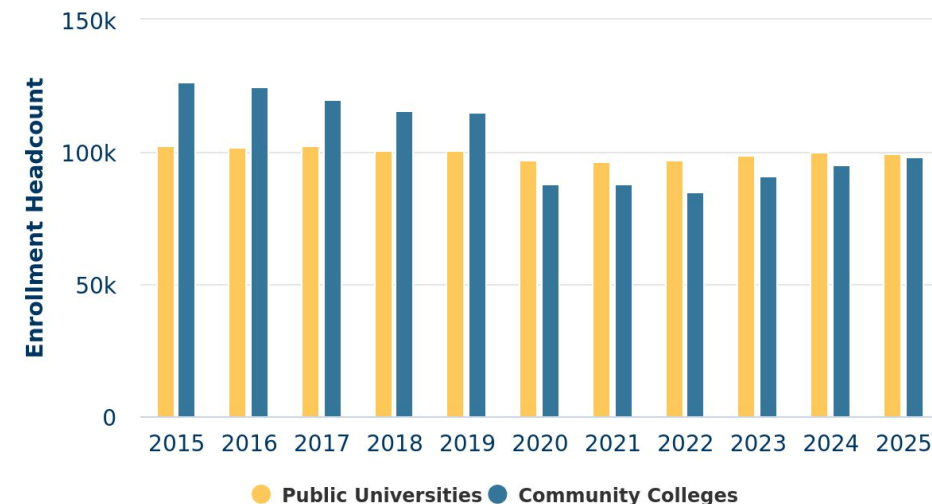
Unemployment Rate Portland Metro

Jan. 2020 through Sep. 2025 (Seasonally Adjusted)



Enrollment in Public Universities and Community Colleges

Source: Oregon Employment Department, Higher Education Coordinating Commission



Oregon Public Higher Education Enrollment Increased in 2025

Public universities and community colleges benefit Oregon's economy by creating a more skilled and productive workforce, generating state and local tax revenue, driving local spending, and contributing to research and innovation. Enrollment in these institutions rose by 1.5% between 2024 and 2025, according to a new report by the Higher Education Coordination Commission, spurred by a 3.7% increase in community college enrollment. Public university enrollment fell slightly by 0.6%.

Enrollment was fairly evenly split between community colleges and universities in 2025. Around 98,400 students attended community colleges and 99,600 attended universities. Full time enrollment differed significantly, however. Just over a fifth of community college students attended community full-time as opposed to over four-fifths of university students.

Oregon's third largest public university, Portland State, saw enrollment dip by 773 to 19,697, continuing a decades-long decline. That represents a 3.8% drop over the year and 29.8% over the decade.

**Want to join the distribution list?
Have questions? E-mail me!**

Jake Procino
Jake.D.Procino@employ.oregon.gov