

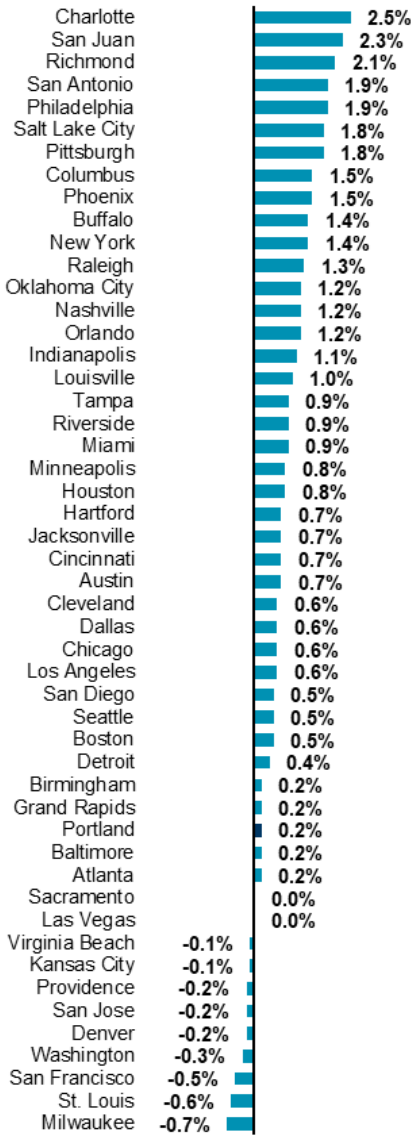
**October  
2025**

# Multnomah County Economic INDICATORS

State of Oregon  
Employment Department  
**QUALITYINFO.ORG**

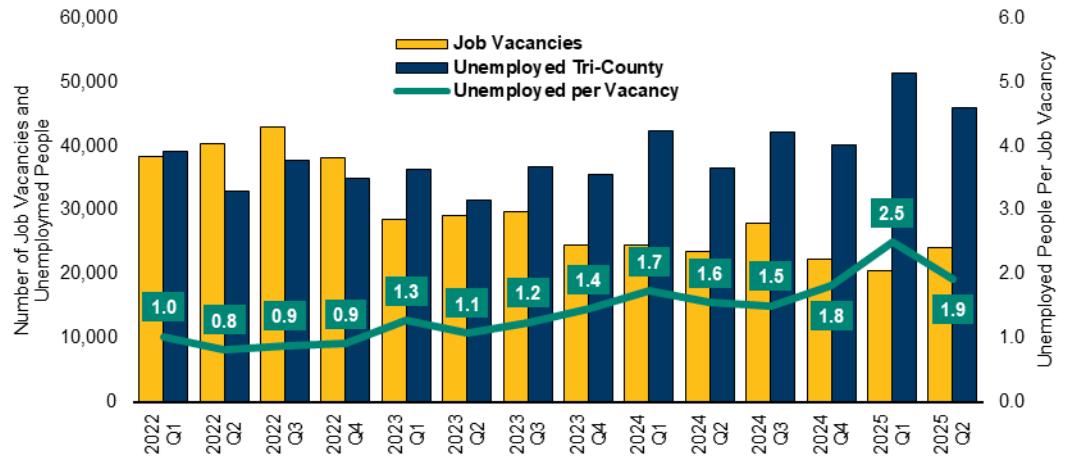
## Job Growth by U.S. Metro

Percentage Growth — Aug. 2024 to Aug. 2025



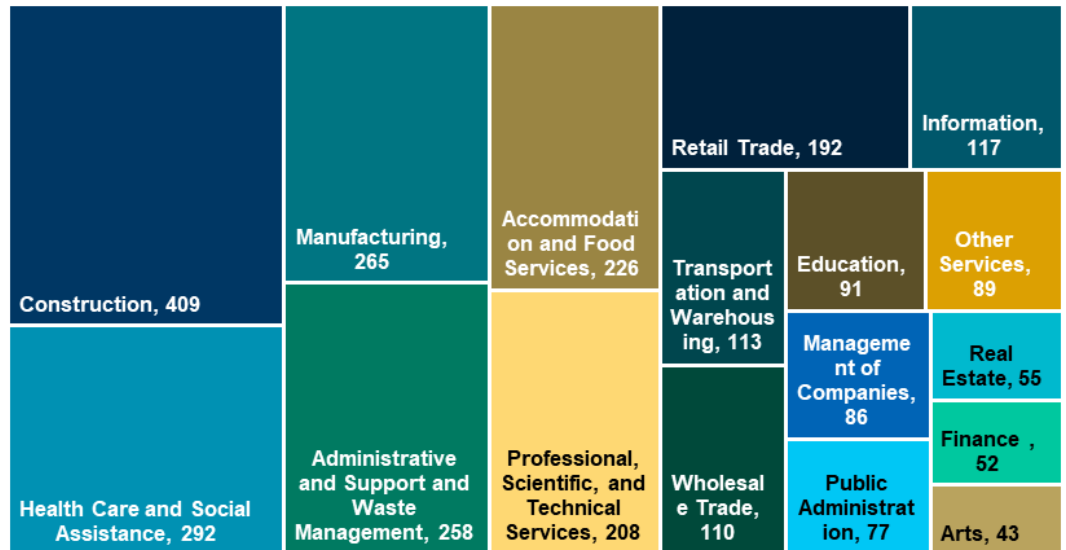
## Portland Tri-County Unemployment to Job Vacancy Ratio

Source: Oregon Employment Department



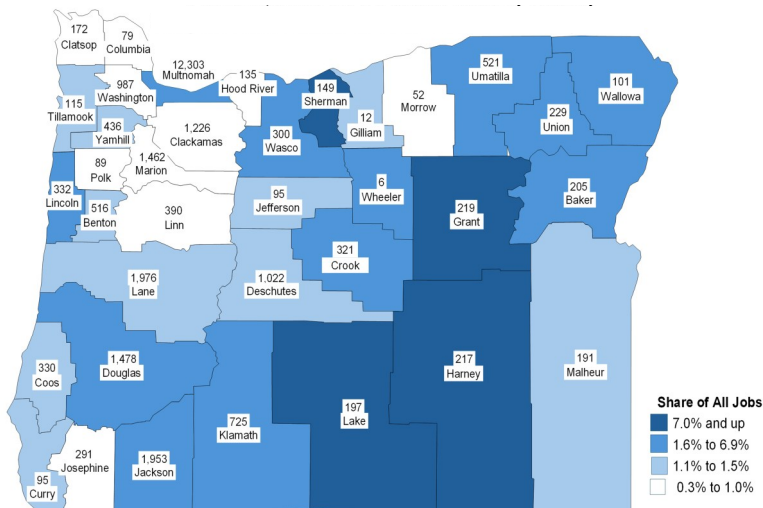
## Initial Unemployment Insurance Claims in Multnomah County by Industry, Sep. 14 to Oct. 11, Total UI Claims = 2,915

Source: Oregon Employment Department, Note: Some industries excluded.



## Fourth Quarter 2024 Federal Jobs by County

Source: Oregon Employment Department



## Oregon Had 29,479 Federal Jobs in Q4 2024 (1.5% of Total Covered Employment)

Oregon had an average of 29,000 federal government jobs covered by unemployment benefits during the first two quarters of 2025. That accounted for about 1.5% of total covered employment in the state. Federal government jobs tend to be high paying compared with the annual average wage for all sectors. Federal jobs also tend to account for a larger share of employment in many of Oregon's rural counties.

Published reports from across Oregon and the U.S. detail workforce reductions occurring in federal government starting early in 2025. As of October 13, 2025, the latest published Current Employment Statistics (CES) report showed a loss of 1,100 federal government jobs in Oregon from August 2024 to August 2025.

While federal government jobs accounted for about 1.5% of all employment, the share was much higher in some areas of the state, particularly in rural counties. In the fourth quarter of 2024, the top 10 counties by share of all jobs in federal government were rural areas. More than 15% of all jobs in Sherman County were in federal government. The next-largest shares were in Grant (9%), Harney (8%), and Lake (8%) counties.

Federal government jobs also tend to pay relatively high wages. Looking at annual average wages, jobs on federal government payrolls in Oregon paid nearly \$98,500 in 2024. That was 38% higher than the average annual wage of \$71,300 for all jobs in Oregon.

**Want to join the distribution list?  
Have questions? E-mail me!**

Jake Procino  
Jake.D.Procino@employ.oregon.gov