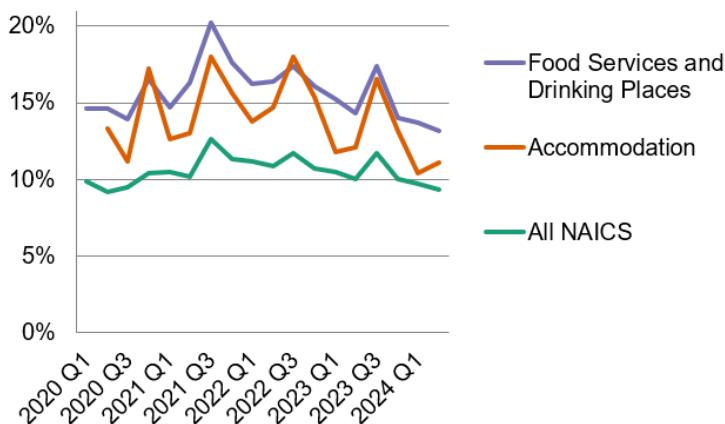


## Northwest Oregon Economic Indicators

For Benton, Clatsop, Columbia, Lincoln & Tillamook Counties August 2025 (July 2025 Data)

### Turnover Rates Higher in Leisure and Hospitality than Overall Economy in Northwest Oregon



Source: Oregon Employment Department, U.S. Census Bureau Quarterly Workforce Indicators

### Graph of the Month

This month we are taking a look at turnover rates in leisure and hospitality's two largest components, accommodation and food services and drinking places. While the higher turnover rates aren't surprising given the abundance of entry level positions found in leisure and hospitality, the differences between accommodation and food services show that while food services typically has higher turnover than accommodation, turnover rates are roughly equal during the peak summer months found in the third quarter of each year.

### Key Takeaways

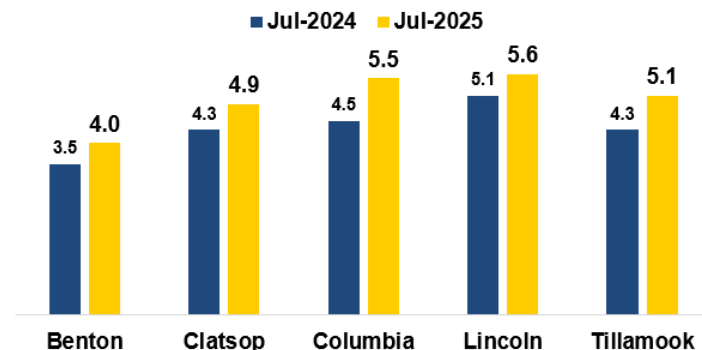
Seasonally adjusted unemployment rates increased across Northwest Oregon in three of the five counties and remained above levels seen one year ago. Benton and Columbia counties were unchanged. Four of the five counties saw over-the-year job losses, with Columbia County seeing a gain over the year. A variety of industries saw job gains across the region, including private education and health services and leisure and hospitality. However, Clatsop, and Lincoln counties each saw decreases in leisure and hospitality employment.

For more economic or labor market data or to be added to this monthly email list, contact:

**Shaun Barrick, Workforce Economist**  
 Cell: 503.396.7355  
 E-mail: [Shaun.barrick@employ.oregon.gov](mailto:Shaun.barrick@employ.oregon.gov)

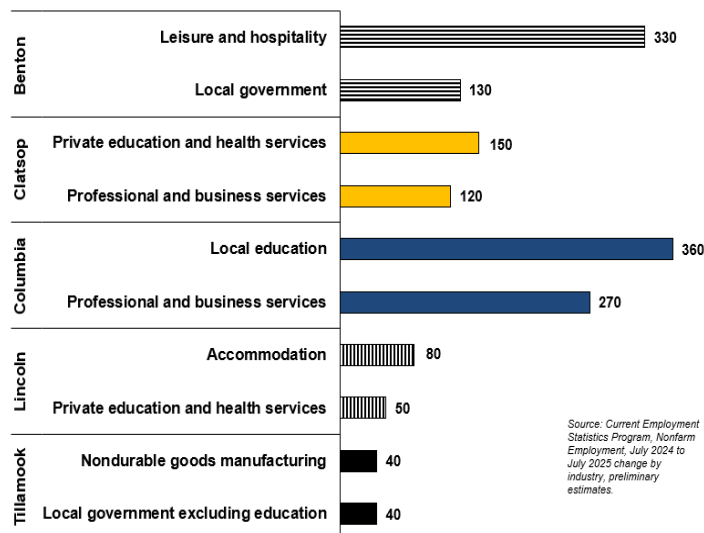
Want to keep up on the latest Oregon economic data?  
 Visit our web site at [www.QualityInfo.org](http://www.QualityInfo.org)  
 How are we doing? [Tell Us What You Think!](#)

### Local Area Unemployment Rates (Preliminary Estimates, Seasonally Adjusted)



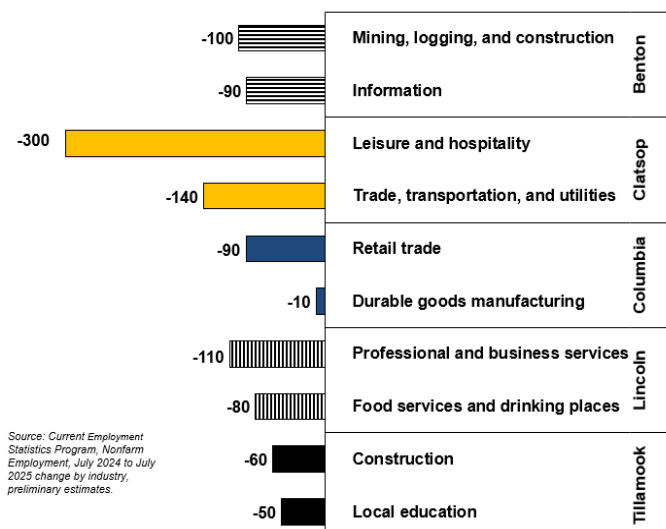
Source: Oregon Employment Department Local Area Unemployment Statistics

### Industries Adding the Most Jobs in Past Year by County



Source: Current Employment Statistics Program, Nonfarm Employment, July 2024 to July 2025 change by industry, preliminary estimates.

### Industries Losing the Most Jobs in Past Year by County



Source: Current Employment Statistics Program, Nonfarm Employment, July 2024 to July 2025 change by industry, preliminary estimates.