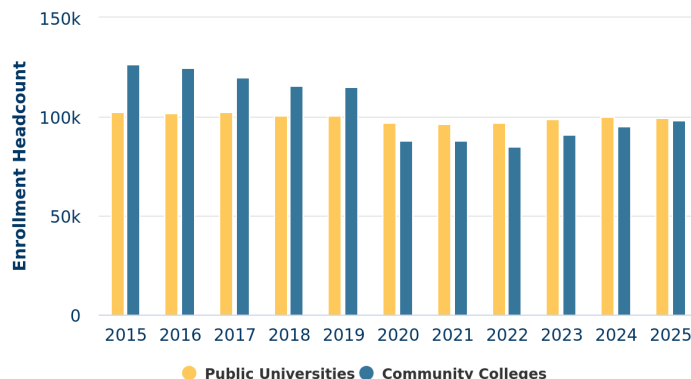


Northwest Oregon Economic Indicators

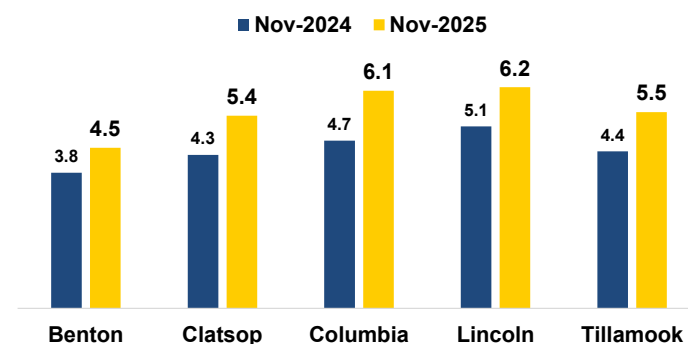
For Benton, Clatsop, Columbia, Lincoln & Tillamook Counties January 2026 (November 2025 Data)

Community Colleges Propelled Enrollment Growth in Oregon Higher Education



Source: Oregon Employment Department, Higher Education Coordinating Commission

Local Area Unemployment Rates (Preliminary Estimates, Seasonally Adjusted)



Source: Oregon Employment Department Local Area Unemployment Statistics

Graph of the Month

Public universities and community colleges benefit Oregon’s economy by creating a more skilled and productive workforce, generating state and local tax revenue, driving local spending, and contributing to research and innovation. Enrollment in these institutions rose by 1.5% between 2024 and 2025, according to a new [report](#) by the Higher Education Coordinating Commission, spurred by a 3.7% increase in community college enrollment. Public university enrollment fell slightly by 0.6%. To learn more, check out the [article on our website](#).

Key Takeaways

Seasonally adjusted unemployment rates increased across Northwest Oregon in November. Benton County’s unemployment rate was below the state average rate of 5.2%. Clatsop and Tillamook counties had unemployment rates within 0.3% of the state average. Columbia and Lincoln counties had unemployment rates up to 1% higher than the state average.

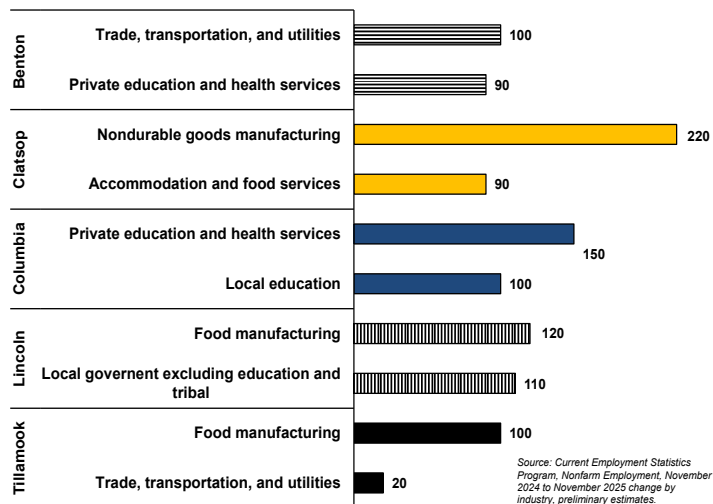
Nondurable goods, specifically food manufacturing, continued to add jobs over the year in three of the five counties. Private education and health services, as well as trade, transportation, and utilities, added jobs in multiple counties as well. Leisure and hospitality lost jobs in Lincoln and Tillamook counties.

For more economic or labor market data or to be added to this monthly email list, contact:

Shaun Barrick, Workforce Economist
Cell: 503.396.7355
E-mail: Shaun.barrick@employ.oregon.gov

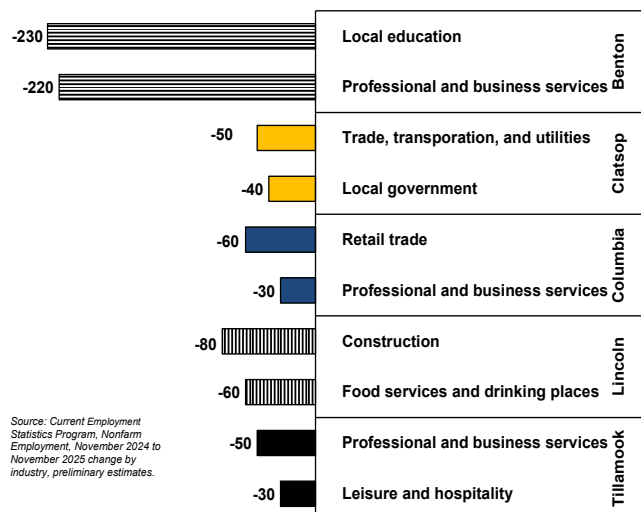
Want to keep up on the latest Oregon economic data? Visit our web site at www.QualityInfo.org
How are we doing? [Tell Us What You Think!](#)

Industries Adding the Most Jobs in Past Year by County



Source: Current Employment Statistics Program, Nonfarm Employment, November 2024 to November 2025 change by industry, preliminary estimates.

Industries Losing the Most Jobs in Past Year by County



Source: Current Employment Statistics Program, Nonfarm Employment, November 2024 to November 2025 change by industry, preliminary estimates.