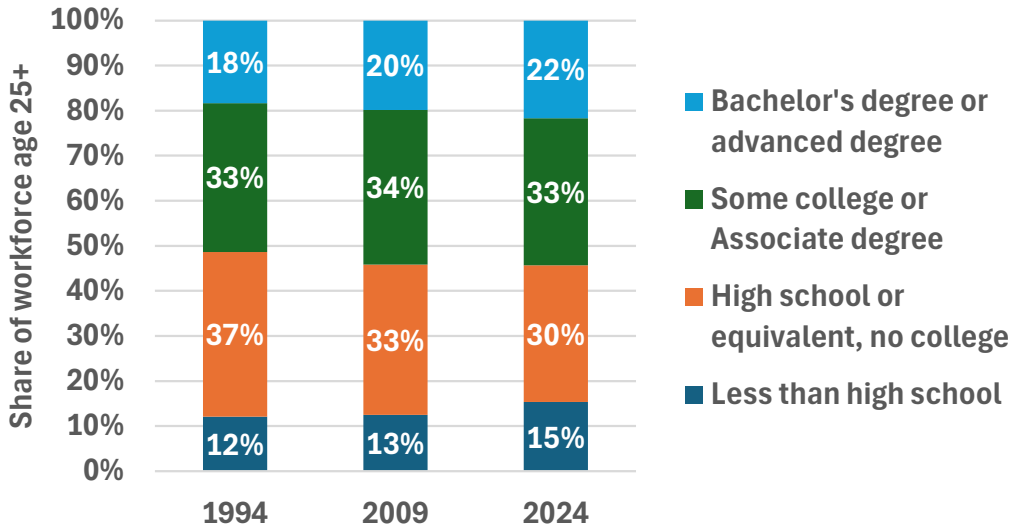


**Special Topic: Educational Attainment**

**Educational Attainment 1994-2024**



Educational attainment is an indicator for qualifications in the labor market. In 1994, over half (51%) of Jackson County's workforce had attended college. Nearly one in five workers held a bachelor's or advanced degree.

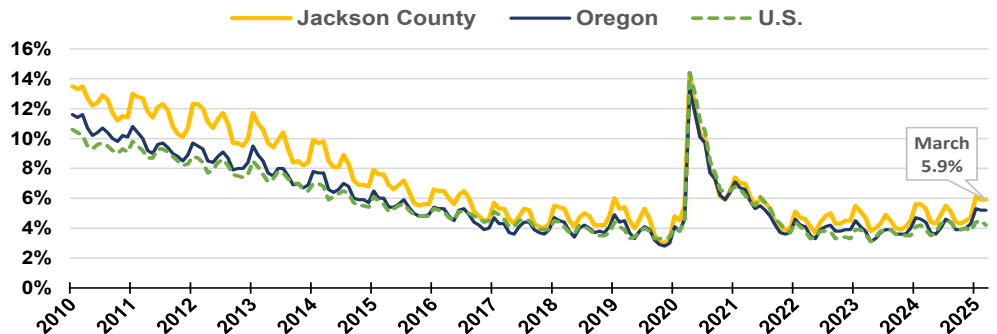
In 2024 more than half the workforce (55%) had some college level education. More than one in five workers hold a bachelor's or advanced degree. The share of the labor force with less than a high school diploma increased by 3 percentage points over this thirty year timespan.

Source: U.S. Census Bureau Quarterly Workforce Indicators, Oregon Employment Department

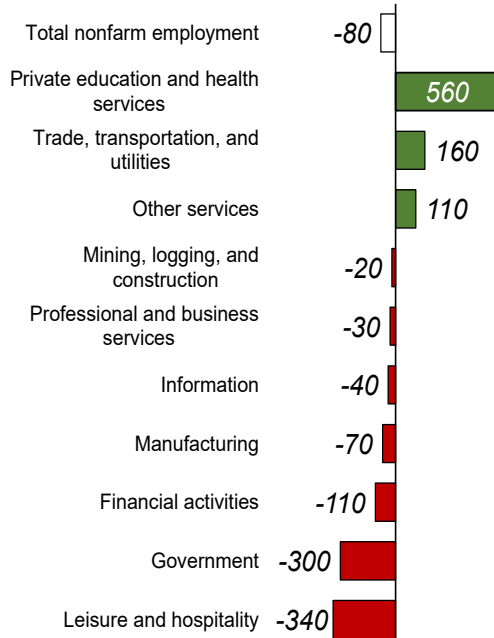
**Unemployment Rate (not seasonally adjusted) at 5.9%**

- Unemployment rate (not seasonally adjusted) in March 2024 was 5.3%
- Unemployment rate (not seasonally adjusted) has ranged from 4.3% to 6.1% over the year

[More info on unemployment](#)



Source: Oregon Employment Department, LAUS



Source: Oregon Employment Department, CES

**Industry Employment Change: March 2024 to March 2025**

Jackson County employment lost 80 jobs over the year

- Payroll employment down **0.1%** over the year
- [Detailed March Employment Press Release](#)

**Jeff McAllister — Workforce Analyst for Southern Oregon**

[Jeff.S.McAllister@employ.oregon.gov](mailto:Jeff.S.McAllister@employ.oregon.gov)

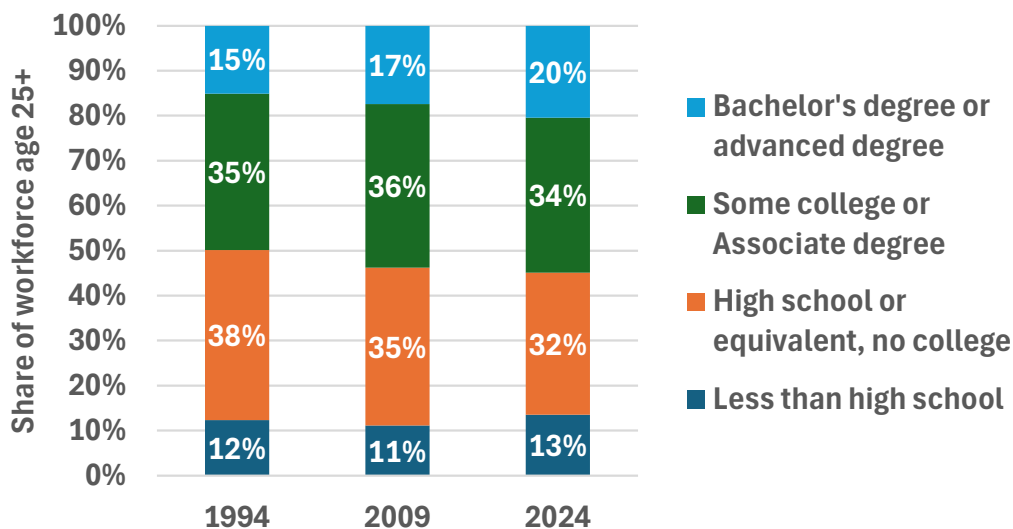
(541) 414 - 5325

**QualityInfo.org:** Your source for the latest economic data, highlights, and analysis.

Discover local new business openings, closures, and hiring events: [Business Highlights](#)

**Special Topic: Educational Attainment**

**Educational Attainment 1994-2024**



Educational attainment is an indicator for qualifications in the labor market. In 1994, half (50%) of Josephine County's workforce had attended some college. Nearly one in five workers held a bachelor's or advanced degree.

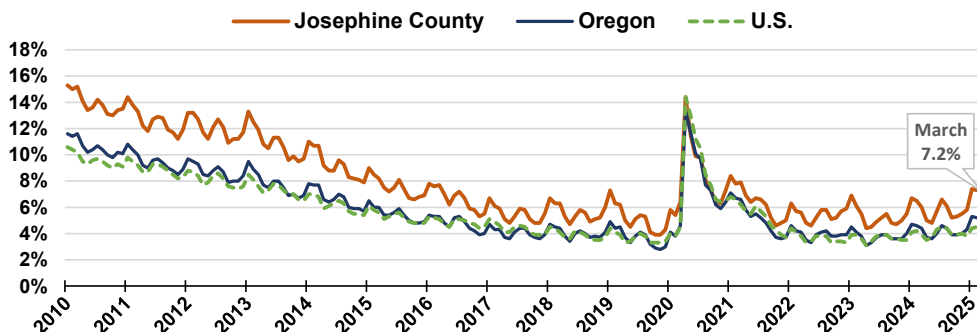
In 2024 more than half the workforce (54%) had some college level education. One in five workers hold a bachelor's or advanced degree. The share of the labor force with less than a high school diploma increased by 1 percentage point over this thirty year timespan.

Source: U.S. Census Bureau Quarterly Workforce Indicators, Oregon Employment Department

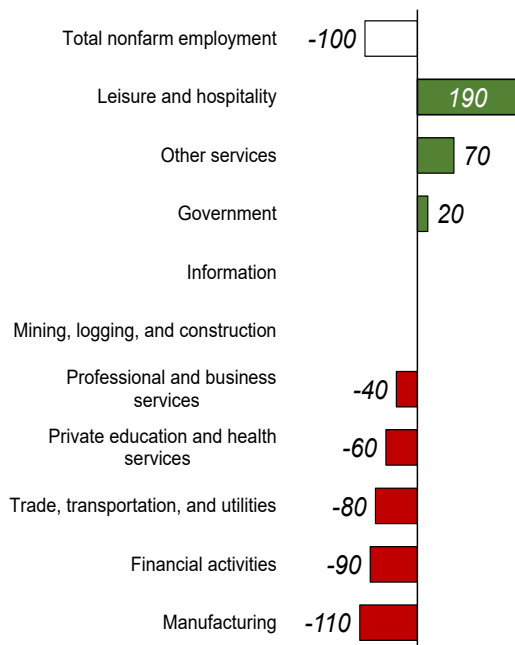
**Unemployment Rate (not seasonally adjusted) at 7.2%**

- Unemployment rate (not seasonally adjusted) in March 2024 was 6.0%
- Unemployment rate (not seasonally adjusted) has ranged from 4.8% to 7.4% over the year

[More info on unemployment](#)



Source: Oregon Employment Department, LAUS



Source: Oregon Employment Department, CES

**Industry Employment Change: March 2024 to March 2025**

Josephine County employment lost **100 jobs** over the year

- Payroll employment down **0.4%** over the year
- [Detailed March Employment Press Release](#)

**Jeff McAllister — Workforce Analyst for Southern Oregon**

[Jeff.S.McAllister@employ.oregon.gov](mailto:Jeff.S.McAllister@employ.oregon.gov)

(541) 414 - 5325

[QualityInfo.org](#): Your source for the latest economic data, highlights, and analysis.

Discover local new business openings, closures, and hiring events: [Business Highlights](#)