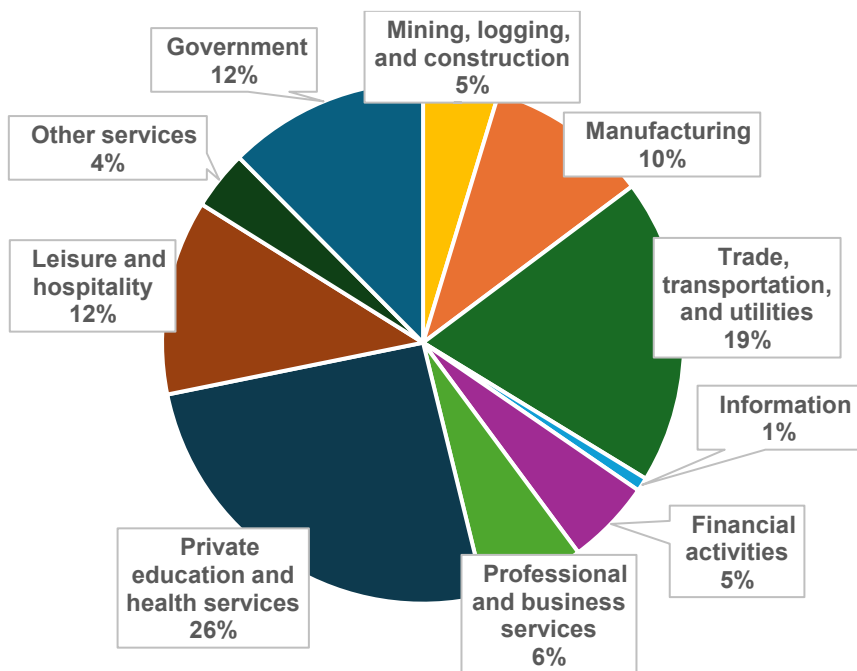


Special Topic: Industry Employment Distribution



Source: Oregon Employment Department, Current Employment Estimates

Revised News Release Dates

85% of Josephine County's employment is in service providing industries. The remaining 15% is in goods production.

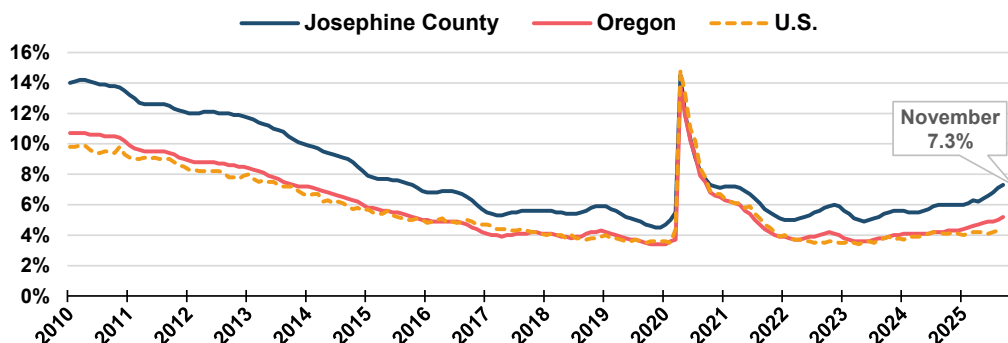
The public sector employs nearly 3,400 individuals, accounting for 12% of total employment. These three private sector industries combine for 57% or over half of total employment in the county:

- Trade, transportation, and utilities
- Private education and health services
- Leisure and hospitality

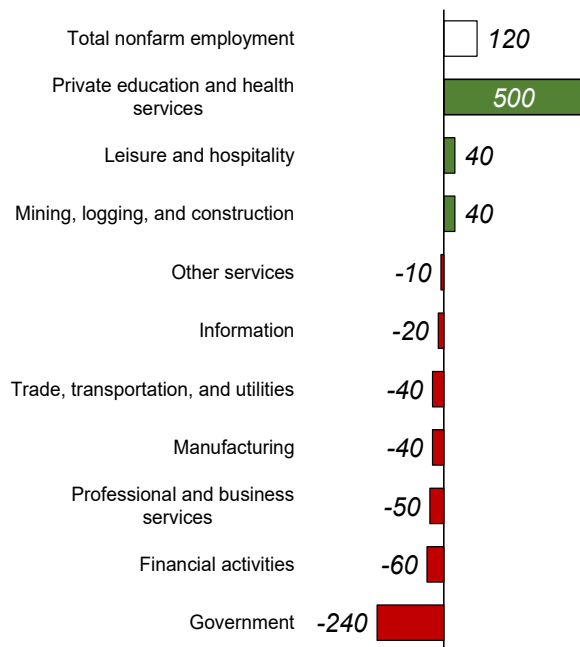
Unemployment Rate at 7.3%

- The unemployment rate in November 2024 was 6.0%
- The unemployment rate has ranged from 6.0% to 7.3% over the year

[More info on unemployment](#)



Source: Oregon Employment Department, LAUS



Source: Oregon Employment Department, CES

Industry Employment Change: November 2024 to 2025

Josephine County employment gained 120 jobs over the year

- Payroll employment up 0.4% over the year
- [Detailed November Employment Press Release](#)

Jeff McAllister — Workforce Analyst for Southern Oregon

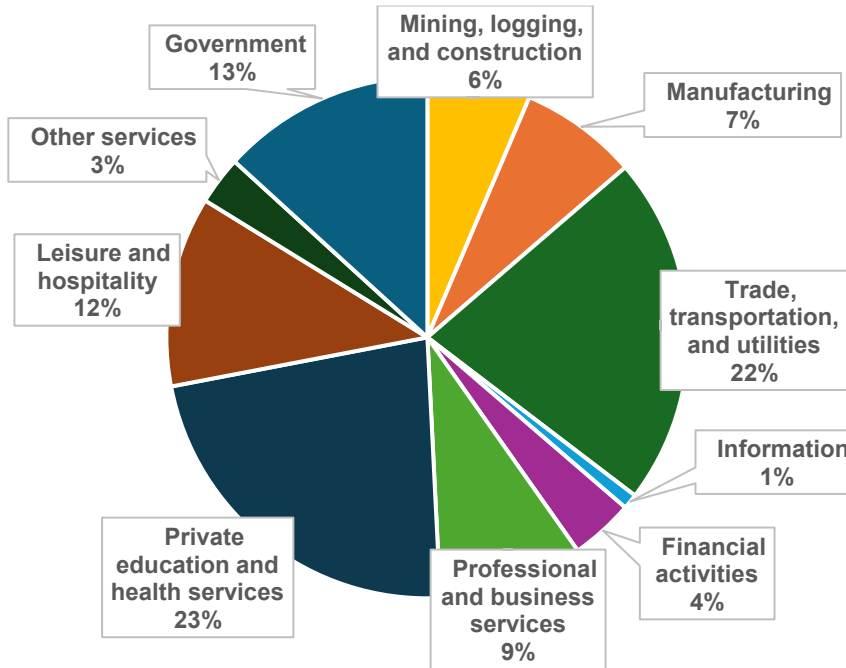
Jeff.S.McAllister@employ.oregon.gov

(541) 414 - 5325

[QualityInfo.org](#): Your source for the latest economic data, highlights, and analysis.

Discover local new business openings, closures, and hiring events: [Business Highlights](#)

Special Topic: Industry Employment Distribution



Source: Oregon Employment Department, Current Employment Estimates

Revised News Release Dates

87% of Jackson County's employment is in service providing industries. The remaining 13% is in goods production.

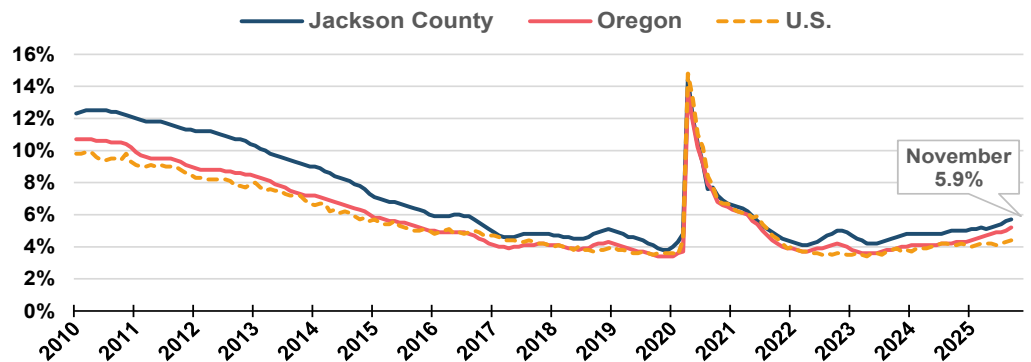
The public sector employs over 12,000 individuals, accounting for 13% of total employment. These three private sector industries combine for 57% or over half of total employment in the county:

- Trade, transportation, and utilities
- Private education and health services
- Leisure and hospitality

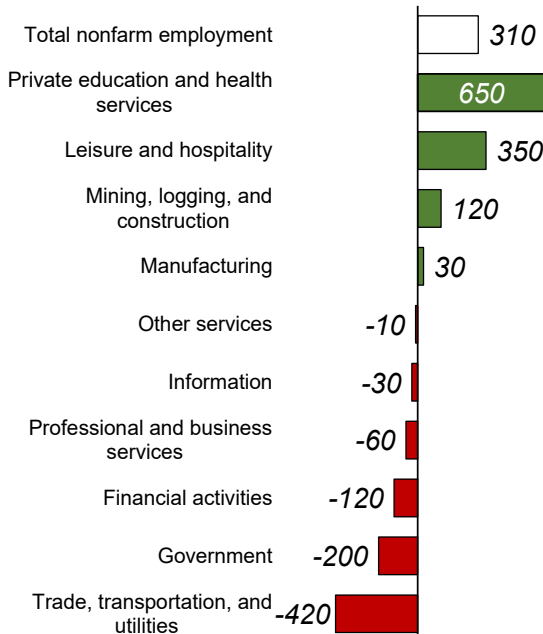
Unemployment Rate at 5.9%

- The unemployment rate in November 2024 was 5.0%
- The unemployment rate has ranged from 5.0% to 5.9% over the year

[More info on unemployment](#)



Source: Oregon Employment Department, LAUS



Source: Oregon Employment Department, CES

Industry Employment Change: November 2024 to 2025

Jackson County employment gained 310 jobs over the year

- Payroll employment up 0.3% over the year
- [Detailed November Employment Press Release](#)

Jeff McAllister — Workforce Analyst for Southern Oregon

Jeff.S.McAllister@employ.oregon.gov

(541) 414 - 5325

[QualityInfo.org](#): Your source for the latest economic data, highlights, and analysis.

Discover local new business openings, closures, and hiring events: [Business Highlights](#)