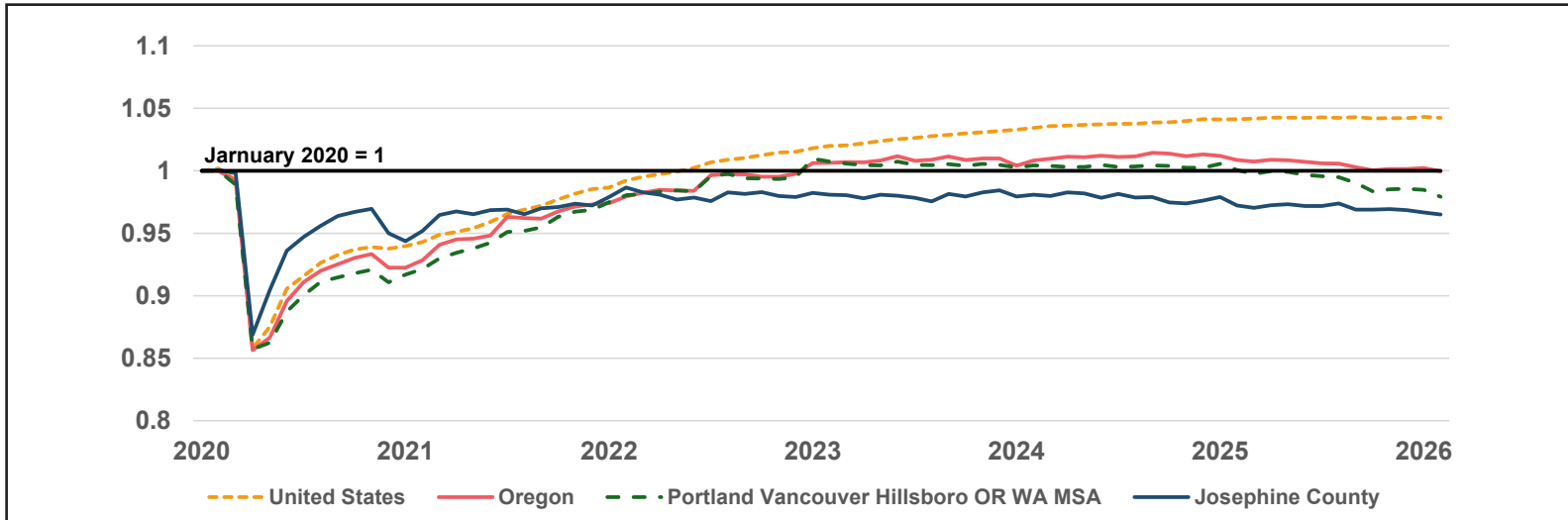


Special Topic: Index of Total Nonfarm Employment



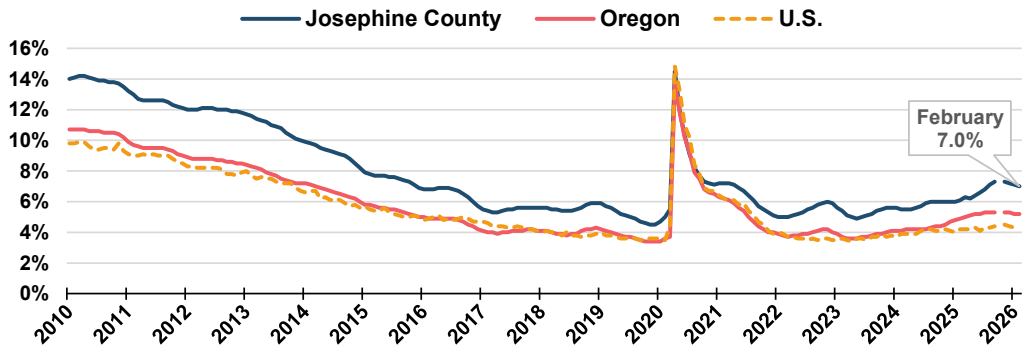
Source: Oregon Employment Department, U.S. Bureau of Labor Statistics

This index uses 2020 total nonfarm employment as the base value to compare employment at the local level up to the national level. Here we're seeing the United States adding jobs at a steady pace while Oregon leveled off and most recently dipped below employment levels in 2020. Historically Oregon has bounced back from recessions faster than the United States. The story for the urban core of Portland-Vancouver-Hillsboro is similar to that of Oregon. Josephine County recovered quickly after the pandemic recession then tracked more closely with the state. Recently the county has been seeing employment levels below those observed prior to the pandemic.

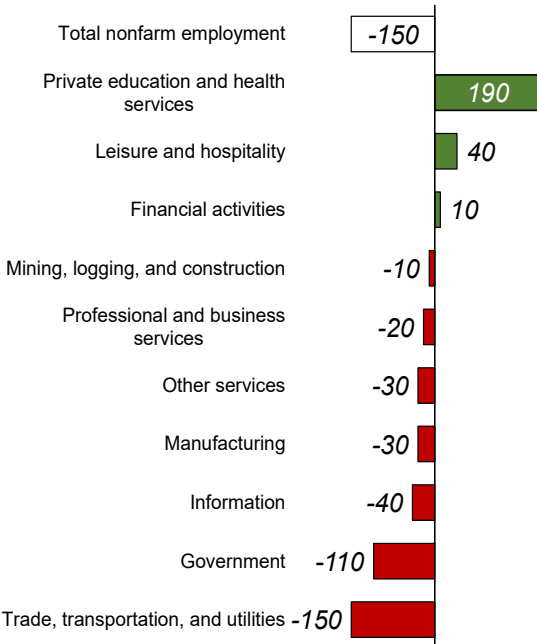
Unemployment Rate at 7.0%

- The unemployment rate in February 2025 was 6.1%
- The unemployment rate has ranged from 6.2% to 7.3% over the year

[More info on unemployment](#)



Source: Oregon Employment Department, LAUS



Source: Oregon Employment Department, CES

Industry Employment Change: February 2025 to 2026

*Josephine County employment lost **150 jobs** over the year*

- Payroll employment down **0.6%** over the year
- [Detailed February Employment Press Release](#)

Jeff McAllister — Workforce Analyst for Southern Oregon

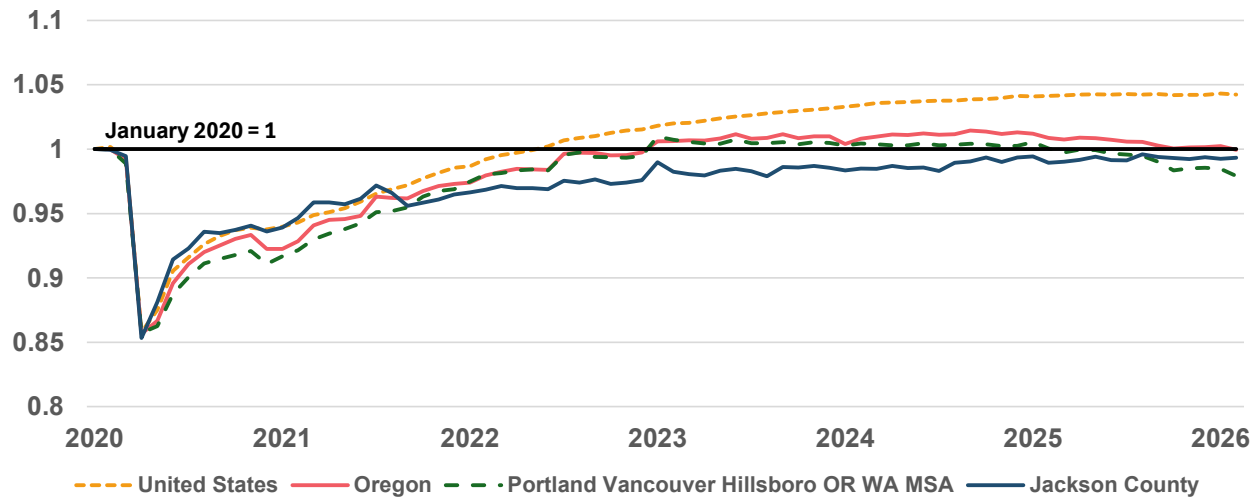
Jeff.S.McAllister@employ.oregon.gov

(541) 414 - 5325

[QualityInfo.org](#): Your source for the latest economic data, highlights, and analysis.

Discover local new business openings, closures, and hiring events: [Business Highlights](#)

Special Topic: Index of Total Nonfarm Employment



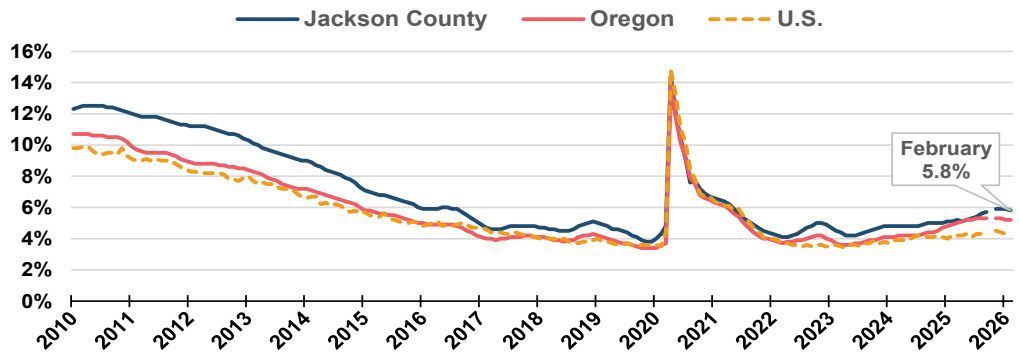
Source: Oregon Employment Department, U.S. Bureau of Labor Statistics

This index uses 2020 total nonfarm employment as the base value to compare employment at the local level up to the national level. Here we're seeing the United States adding jobs at a steady pace while Oregon leveled off and most recently dipped below employment levels in 2020. Historically Oregon has bounced back from recessions faster than the United States. The story for the urban core of Portland-Vancouver-Hillsboro is similar to that of Oregon. Coos County meanwhile has yet to see employment levels observed prior to the pandemic recession.

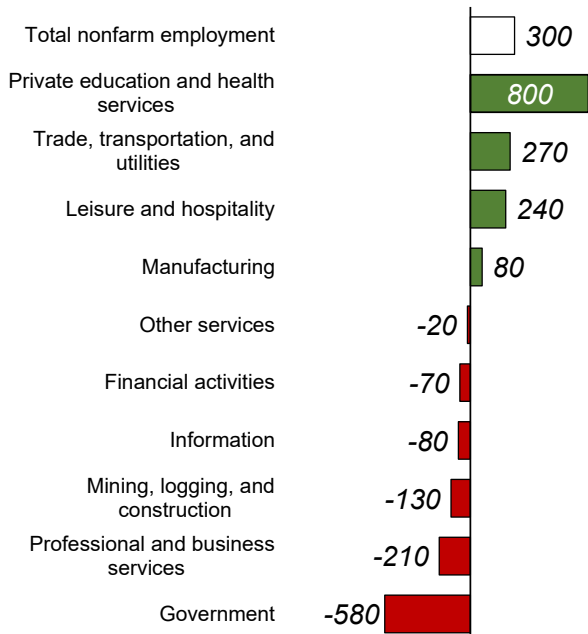
Unemployment Rate at 5.8%

- The unemployment rate in February 2025 was 5.1%
- The unemployment rate has ranged from 5.1% to 5.9% over the year

[More info on unemployment](#)



Source: Oregon Employment Department, LAUS



Source: Oregon Employment Department, CES

Industry Employment Change: February 2025 to 2026

Jackson County employment gained 270 jobs over the year

- Payroll employment up 0.3% over the year
- [Detailed February Employment Press Release](#)

Jeff McAllister — Workforce Analyst for Southern Oregon

Jeff.S.McAllister@employ.oregon.gov

(541) 414 - 5325

[QualityInfo.org](#): Your source for the latest economic data, highlights, and analysis.

Discover local new business openings, closures, and hiring events: [Business Highlights](#)