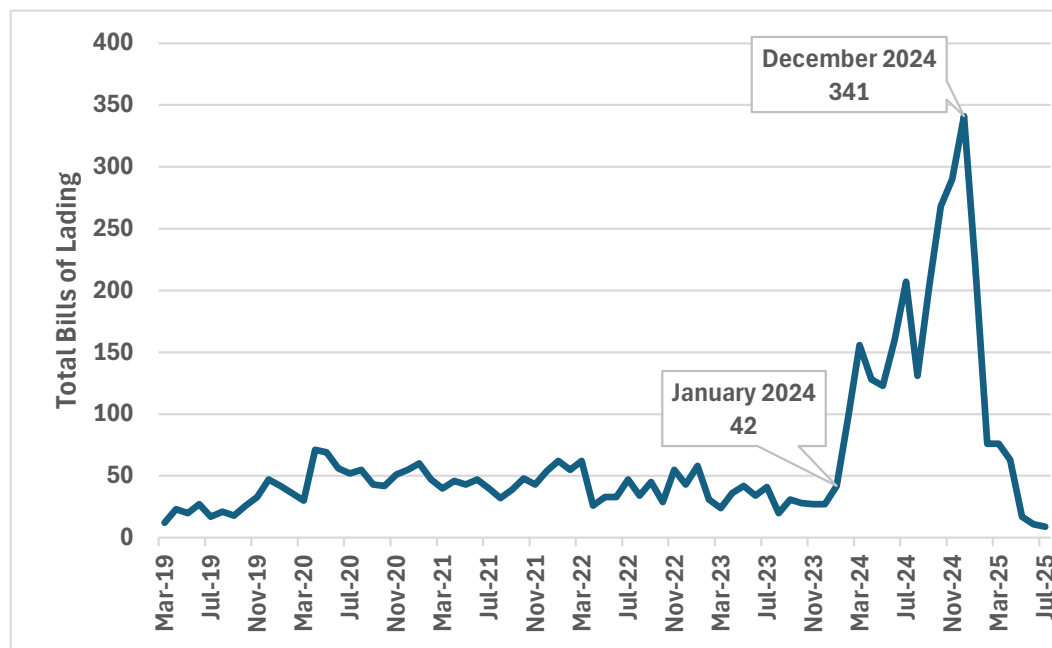


Special Topic: Grants Pass Trade Activity 2019-2025



Source: ImportInfo, U.S. Customs

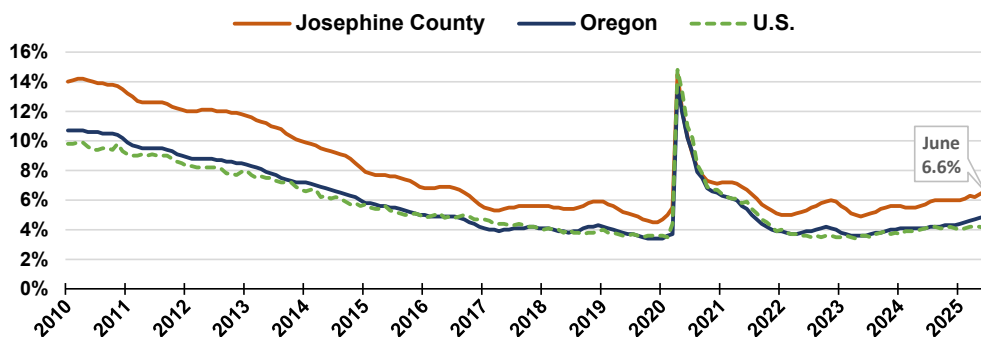
This report analyzes bills of lading receipts processed from March 2019 to July 2025 which serves as a proxy for trade activity. Receipts were relatively stable leading into early 2024 when activity increased. This past year there was a 538% surge in the average monthly volume of shipments being received in Grants Pass from a recent record low in January 2024. By October 2024 receipts had increased to 341, a record high.

Since October 2024 shipments have seen a sharp decline, returning to levels seen previously. This is reflective of a broader national trend of increased trade volatility.

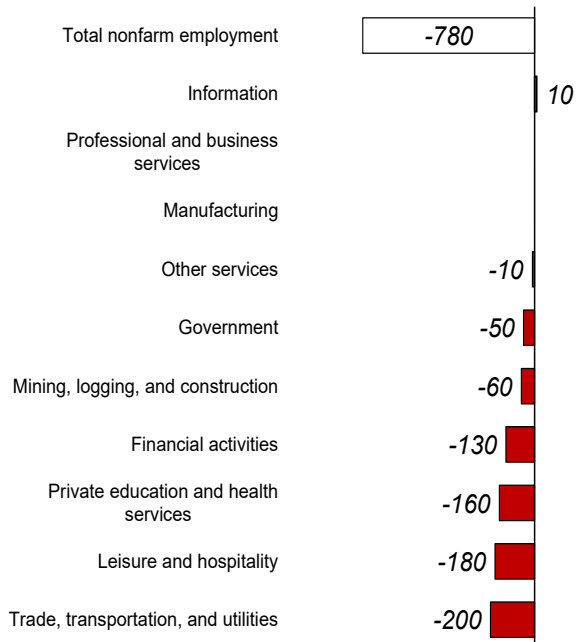
Unemployment Rate at 6.6%

- The unemployment rate in June 2024 was 5.7%
- The unemployment rate has ranged from 5.9% to 6.6% over the year

[More info on unemployment](#)



Source: Oregon Employment Department, LAUS



Source: Oregon Employment Department, CES

Industry Employment Change: June 2024 to June 2025

Josephine County employment lost **780 jobs** over the year

- Payroll employment down **2.8%** over the year
- [Detailed June Employment Press Release](#)

Jeff McAllister — Workforce Analyst for Southern Oregon

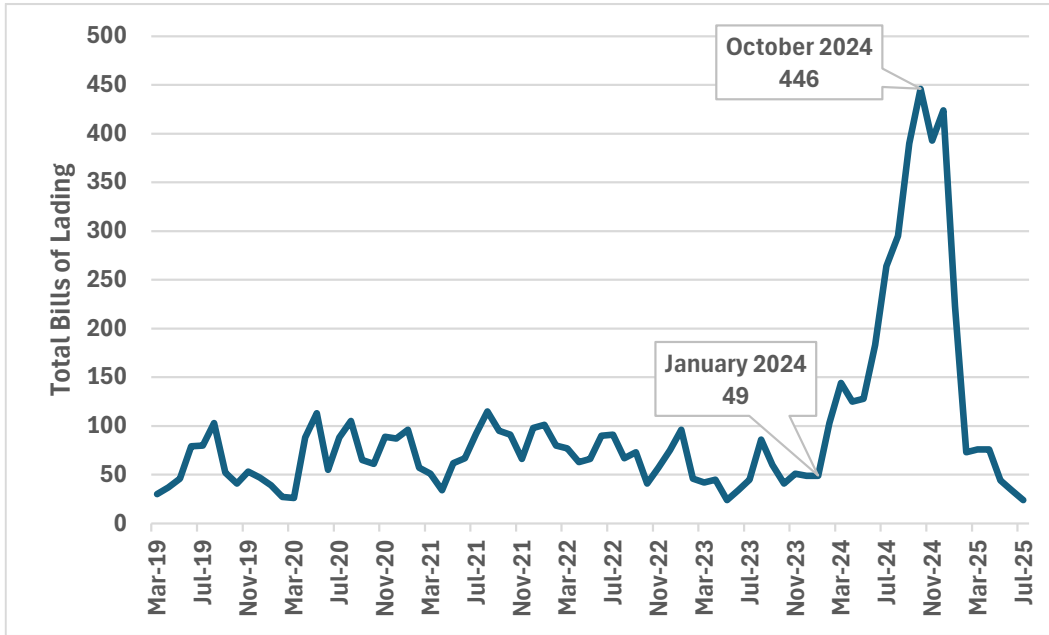
Jeff.S.McAllister@employ.oregon.gov

(541) 414 - 5325

[QualityInfo.org](#): Your source for the latest economic data, highlights, and analysis.

Discover local new business openings, closures, and hiring events: [Business Highlights](#)

Special Topic: Medford Trade Activity 2019-2025



Source: ImportInfo, U.S. Customs

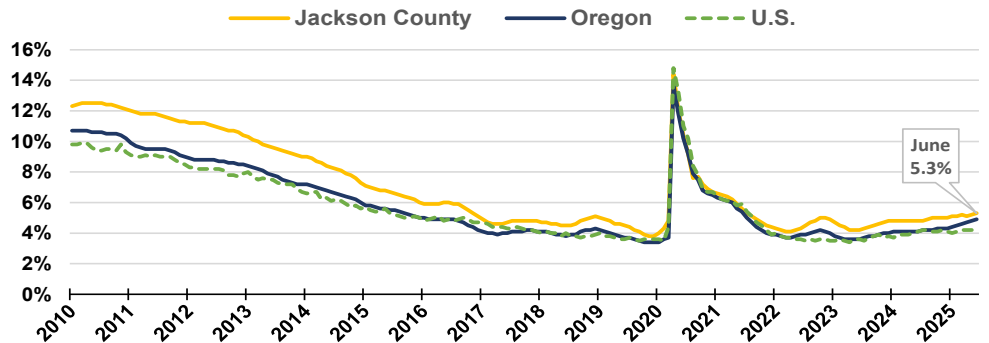
This report analyzes bills of lading receipts processed from March 2019 to July 2025 which serves as a proxy for trade activity. Receipts were relatively stable leading into early 2024 when activity increased. This past year there was a 476% surge in the average monthly volume of shipments being received in Medford from a recent record low in January 2024. By October 2024 receipts had increased to 446, a record high.

Since October 2024 shipments have seen a sharp decline, returning to levels seen previously. This is reflective of a broader national trend of increased trade volatility.

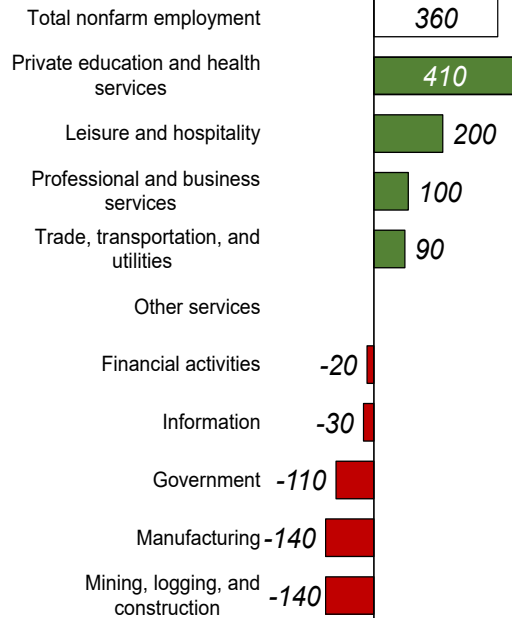
Unemployment Rate at 5.3%

- The unemployment rate in June 2024 was 4.8%
- The unemployment rate has ranged from 4.8% to 5.3% over the year

[More info on unemployment](#)



Source: Oregon Employment Department, LAUS



Source: Oregon Employment Department, CES

Industry Employment Change: June 2024 to June 2025

Jackson County employment gained 360 jobs over the year

- Payroll employment up 0.4% over the year
- [Detailed June Employment Press Release](#)

Jeff McAllister — Workforce Analyst for Southern Oregon
Jeff.S.McAllister@employ.oregon.gov
 (541) 414 - 5325

QualityInfo.org: Your source for the latest economic data, highlights, and analysis.

Discover local new business openings, closures, and hiring events: [Business Highlights](#)