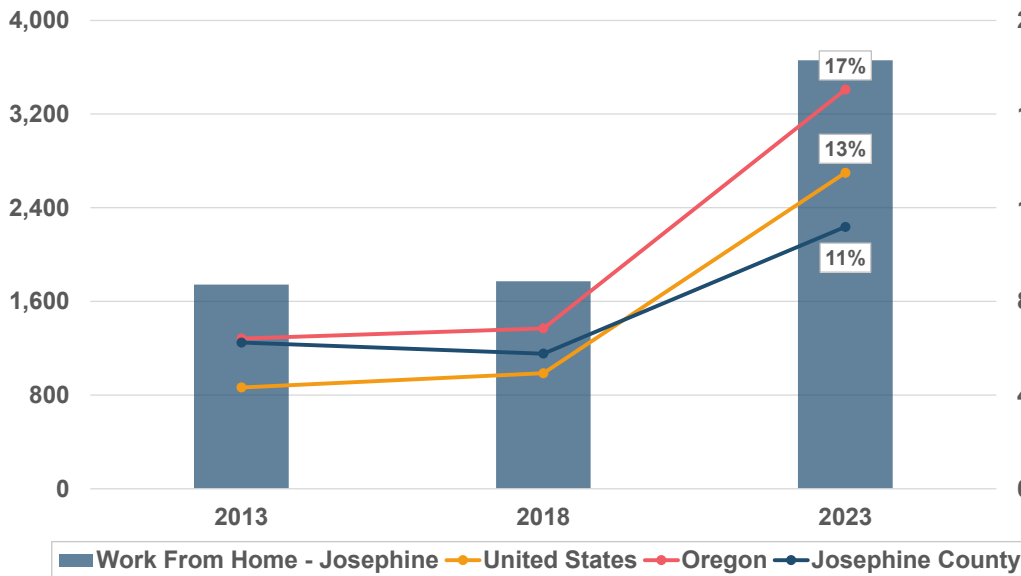


Special Topic: Work From Home Workforce



Source: U.S. Census Bureau, Table B08006 ACS 5-Year Estimates

Monthly Employment Reports Resume December 10th

Revised News Release Dates

16% In 2013 approximately 1,700 individuals or 6% of the workforce worked from home in Josephine County. This figure increased modestly in 2018, followed by a marked uptick to nearly 3,700 (11%) in 2023. The share of the workforce that works from home more than doubled.

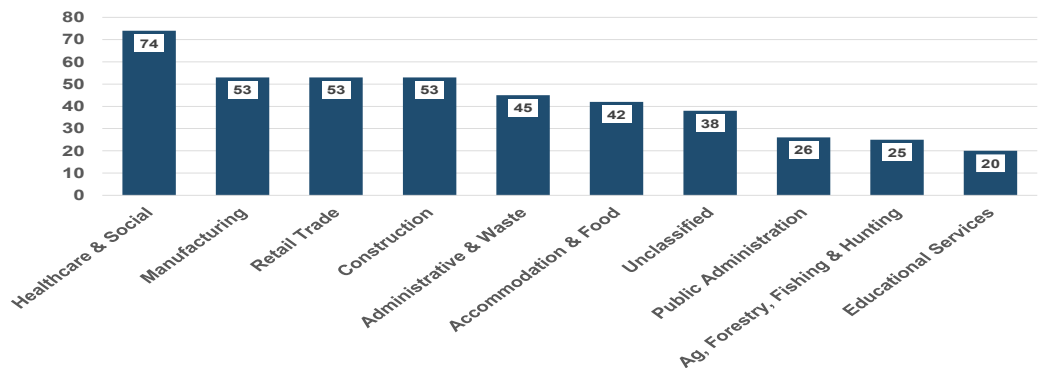
The state and country experienced rapid increases in the share of workers working from home over this 10-year period. Oregon's share jumped from 6% to 17%, and the United States' share increased from 4% to 13%.

Unemployment Insurance Claims by Industry

Industries with the most continued UI claims in October:

- Healthcare & social (15%)
- Manufacturing (10%)
- Retail trade (10%)

Continued UI Claims by Industry October 2025



Source: U.S. Bureau of Labor Statistics, Oregon Employment Department

Continued UI Claims by Occupation October 2025



Office and administrative support occupations accounted for 13% of claims in October followed by management (10%) and construction & extraction (13%). Installation, maintenance, and repair occupations accounted for 5%.

Jeff McAllister — Workforce Analyst for Southern Oregon

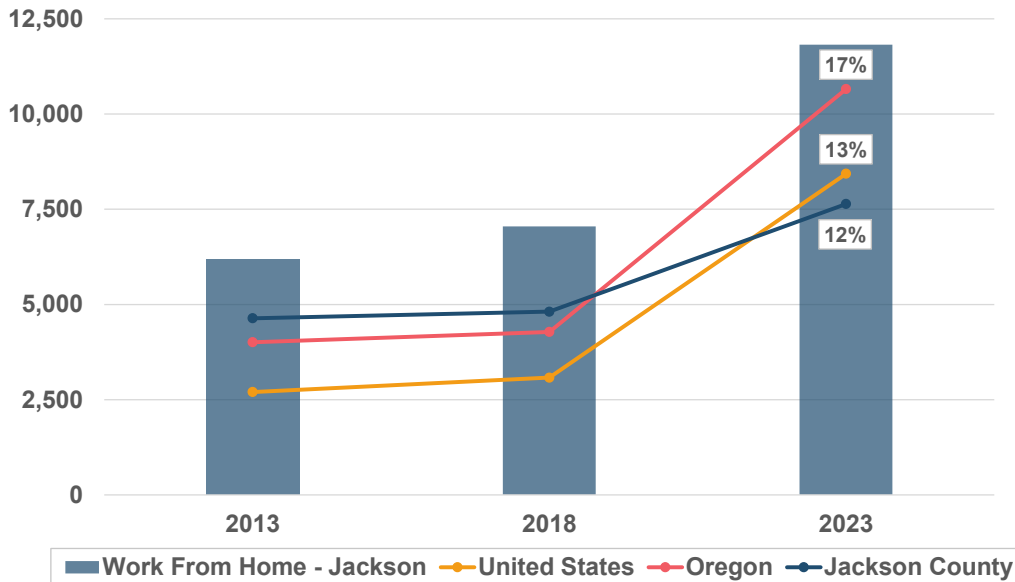
Jeff.S.McAllister@employ.oregon.gov

(541) 414 - 5325

QualityInfo.org: Your source for the latest economic data, highlights, and analysis.

Discover local new business openings, closures, and hiring events: **Business Highlights**

Special Topic: Work From Home Workforce



Source: U.S. Census Bureau, Table B08006 ACS 5-Year Estimates

Monthly Employment Reports Resume December 10th Revised News Release Dates

In 2013 approximately 6,200 individuals or 6% of the workforce worked from home in Jackson County. This figure increased modestly in 2018, followed by a marked uptick to nearly 11,800 (12%) in 2023. The share of the workforce that works from home nearly doubled.

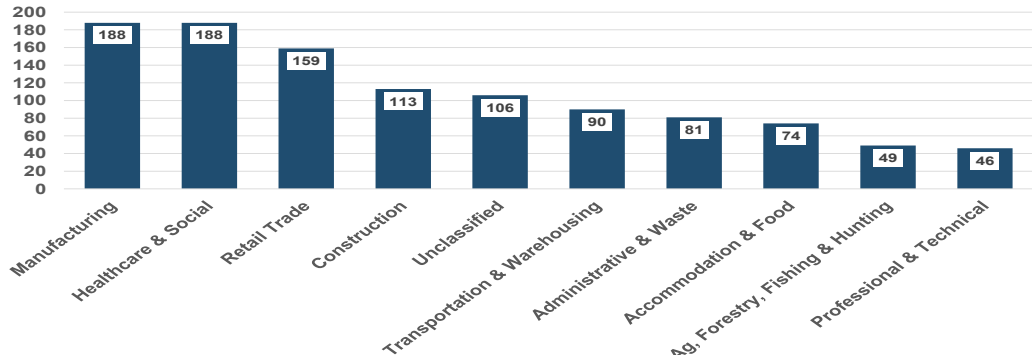
The state and country experienced rapid increases in the share of workers working from home over this 10-year period. Oregon's share jumped from 6% to 17%, and the United States' share increased from 4% to 13%.

Unemployment Insurance Claims by Industry

Industries with the most continued UI claims in October:

- Manufacturing (15%)
- Healthcare & social (15%)
- Retail trade (12%)

Continued UI Claims by Industry October 2025



Source: U.S. Bureau of Labor Statistics, Oregon Employment Department

Continued UI Claims by Occupation October 2025



Management occupations accounted for 13% of claims in October followed by production (11%) and transportation and material moving (11%). Business and financial operations occupations accounted for 5%.

Jeff McAllister — Workforce Analyst for Southern Oregon

Jeff.S.McAllister@employ.oregon.gov

(541) 414 - 5325

QualityInfo.org: Your source for the latest economic data, highlights, and analysis.

Discover local new business openings, closures, and hiring events: Business Highlights