

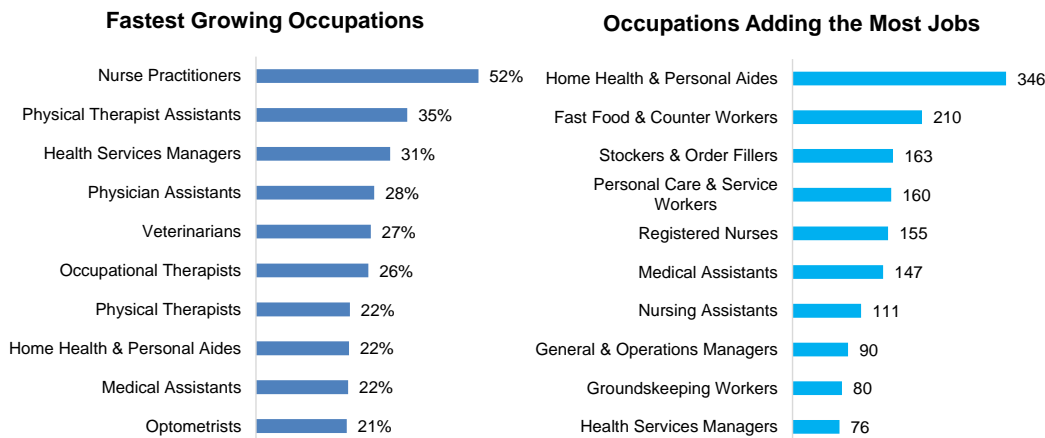
DOUGLAS COUNTY ECONOMIC INDICATORS

January 2026

Graph of the Month: Ten-year occupational projections point to continued growth in health care. Seven of the 10 fastest growing roles in our region require a masters or doctorate, and all are in health care. However, roles adding the most jobs cover a more diverse set of industries and training needs.

2024-2034 Growth in Southwestern Oregon

Occupations Employing 30+



Source: Oregon Employment Department, 2024-2034 Occupational Projections

Notable Over-the-Year Employment Changes

November 2024 to November 2025

Private Education & Health Services:

260 (+4%)

Manufacturing: -140 (-3%)

Professional & Business Services: 110 (+4%)

Retail Trade: -170 (-4%)

All Industries: 80 (+0%)

Employment change from February 2020 ([seasonally adjusted](#)):

-760 (-2%)

Source: [Oregon Employment Department Current Employment Estimates](#)

News and Articles

QualityInfo: [‘Always Open’ Job Vacancies in Oregon](#) by Anna Johnson

QualityInfo: [Oregon Public Higher Education Enrollment Increased in 2025](#) by Luke Coury

QualityInfo: [Oregon Labor Market After the Jolt: JOLTS in Oregon](#) by Jeremy Robertson

Latest Douglas County Economic Data

November 2025 unemployment rate: [6.5%](#) (seasonally adjusted)

Change from previous year: [+1.0 pct. points](#)

Percentage of job vacancies considered “always open” by employers in the 2024 Job Vacancy Survey: [18%](#)

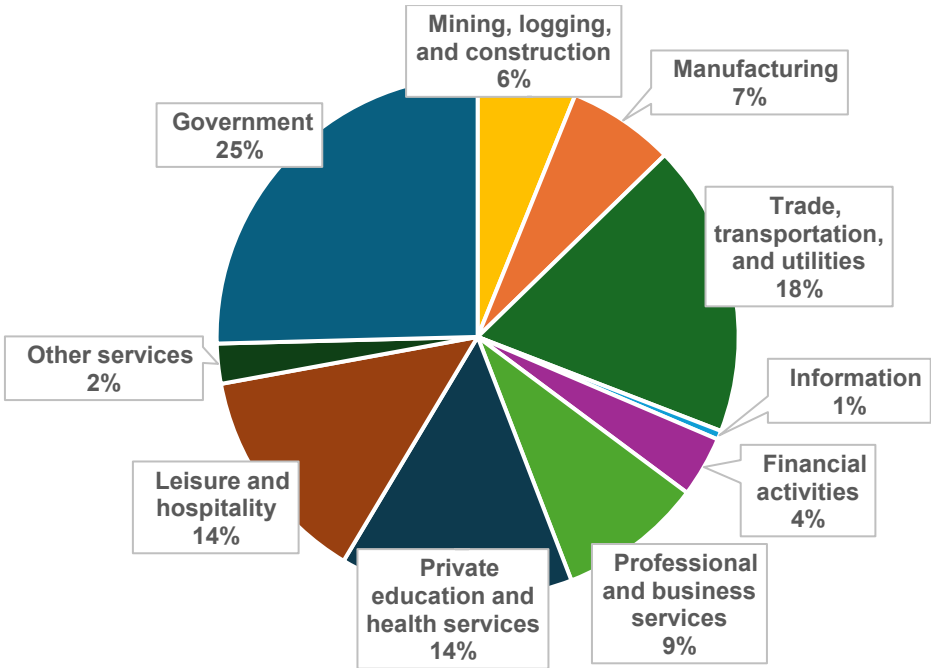
Business highlights: [new openings, closings & hiring events](#)

- **New Firm:** Center for Dialogue and Resolution opened in Roseburg.
- **Closure:** Absolute MotoSport, an ATV and accessories store in Roseburg and Grants Pass, closed.
- **New Firm:** Cow Creek Health & Wellness Pharmacy will open in Roseburg.

[QualityInfo.org](#): your source for the latest economic data, highlights and analysis

Manage your subscriptions to this newsletter and other data releases on our [subscription page](#).

Special Topic: Industry Employment Distribution



Source: Oregon Employment Department, Current Employment Estimates

Revised News Release Dates

87% of Coos County's employment is in service providing industries. The remaining 13% is in goods production.

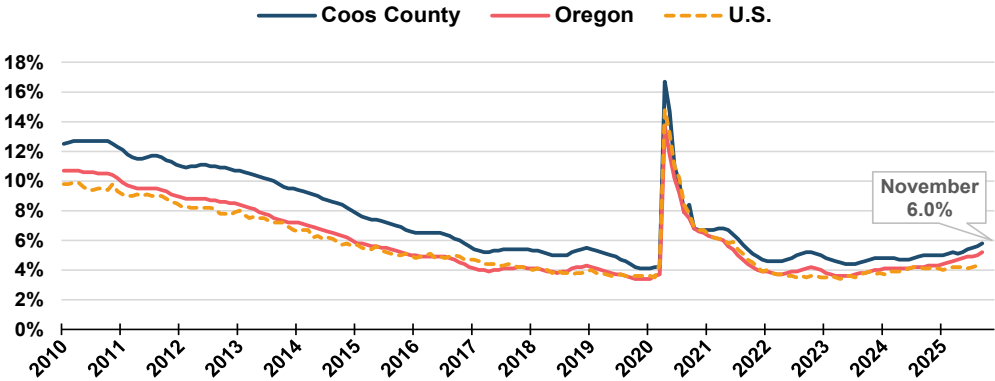
The public sector employs nearly 6,000 individuals, accounting for a quarter of total employment. These three private sector industries combine for 46% or nearly half of total employment in the county:

- Trade, transportation, and utilities
- Private education and health services
- Leisure and hospitality

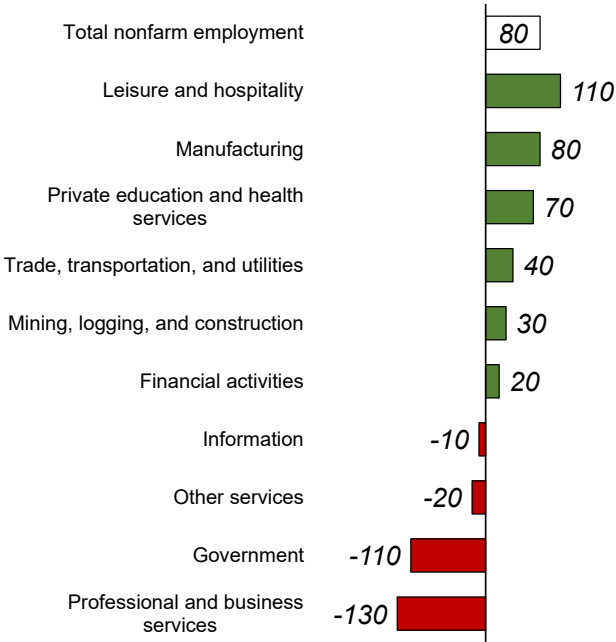
Unemployment Rate at 6.0%

- The seasonally adjusted unemployment rate in November 2024 was 5.0%
- The seasonally adjusted unemployment rate has ranged from 5.0 % to 6.0% over the year

[More info on unemployment](#)



Source: Oregon Employment Department, LAUS



Source: Oregon Employment Department, CES

Industry Employment Change: November 2024 to 2025

Coos County employment gained 80 jobs over the year

- Payroll employment up 0.3% over the year
- [Detailed November Employment Press Release](#)

Jeff McAllister — Workforce Analyst for Southern Oregon
Jeff.S.McAllister@employ.oregon.gov
(541) 414 - 5325

[QualityInfo.org](#): Your source for the latest economic data, highlights, and analysis.

Explore more on Southwestern Oregon's economy here:
[Southwestern Oregon: The Latest Research](#)

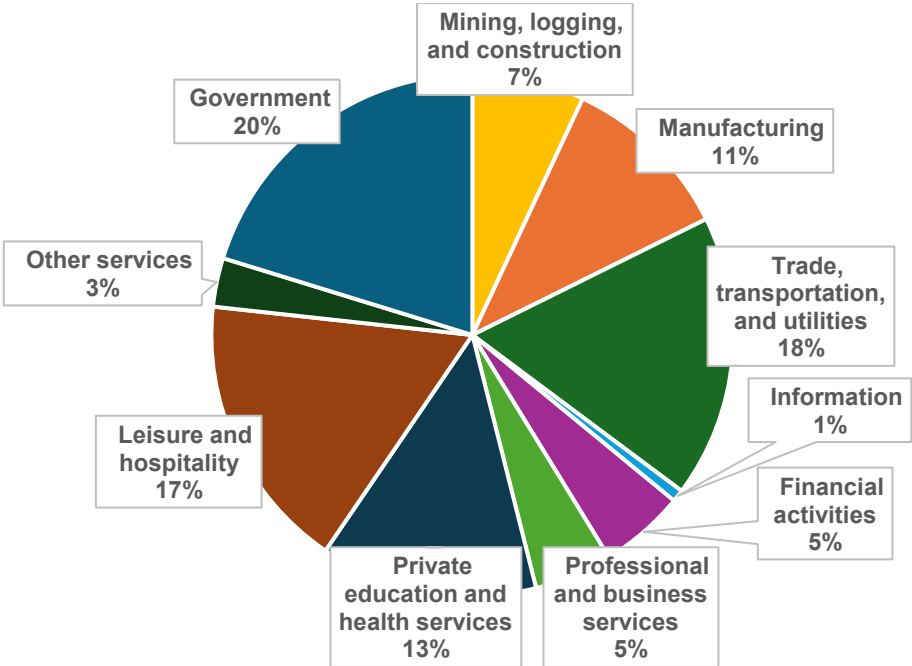
Special Topic: Industry Employment Distribution

Revised News Release Dates

82% of Curry County's employment is in service providing industries. The remaining 18% is in goods production.

The public sector employs over 1,300 individuals, accounting for one fifth of total employment. These three private sector industries combine for 48% or nearly half of total employment in the county:

- Trade, transportation, and utilities
- Private education and health services
- Leisure and hospitality

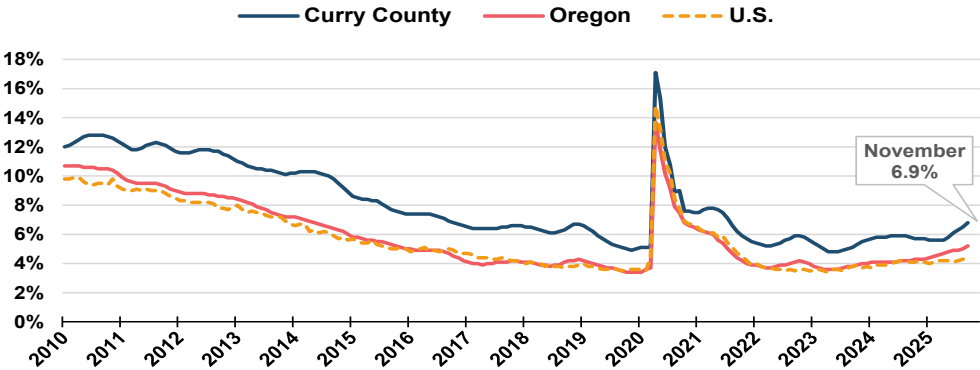


Source: Oregon Employment Department, Current Employment Estimates

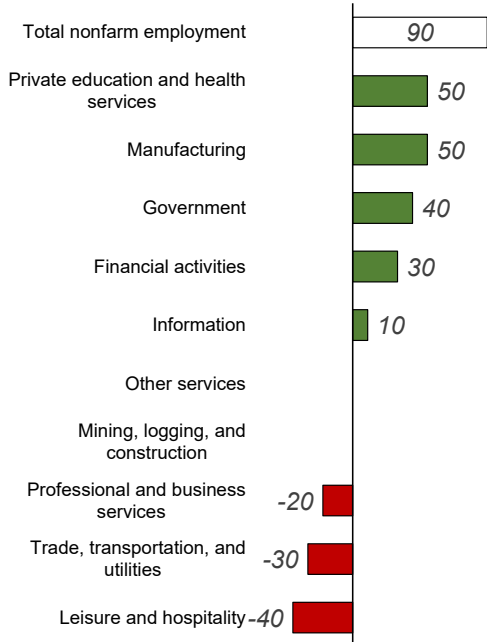
Unemployment Rate at 6.9%

- The seasonally adjusted unemployment rate in November 2024 was 5.7%
- The seasonally adjusted unemployment rate has ranged from 5.6% to 6.9% over the year

[More info on unemployment](#)



Source: Oregon Employment Department, LAUS



Source: Oregon Employment Department, CES

Industry Employment Change: November 2024 to 2025

Curry County employment gained 90 jobs over the year

- Payroll employment up 1.4% over the year
- [Detailed September Employment Press Release](#)

Jeff McAllister — Workforce Analyst for Southern Oregon
Jeff.S.McAllister@employ.oregon.gov
(541) 414 - 5325

[QualityInfo.org](#): Your source for the latest economic data, highlights, and analysis.

Explore more on Southwestern Oregon's economy here:
[Southwestern Oregon: The Latest Research](#)