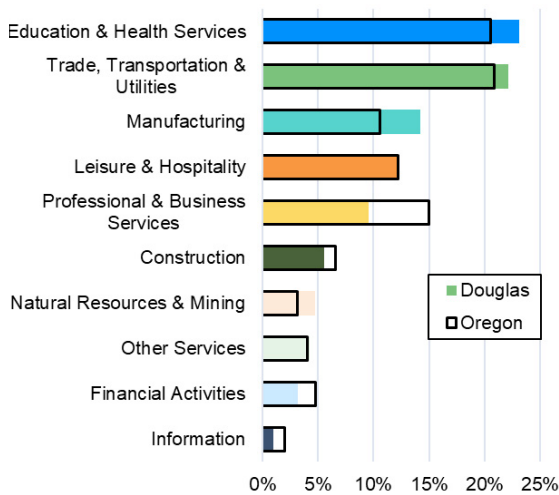


# DOUGLAS COUNTY ECONOMIC INDICATORS

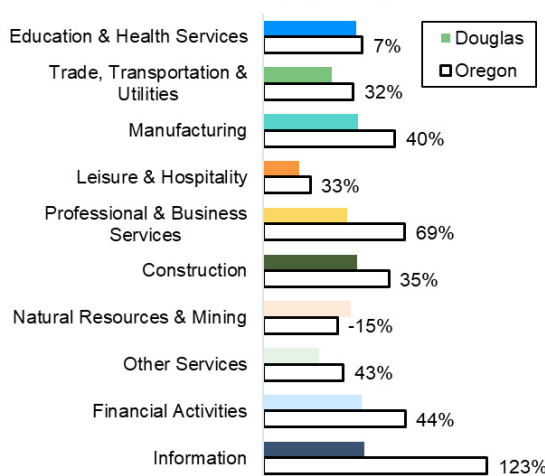
April 2026

**Graph of the Month:** 2025 data shows that Douglas has more jobs in health care, manufacturing and natural resources, and fewer in construction and professional services, than the state. Only natural resources pays higher average wages by industry than the state, but the gap varies tremendously.

Percentage of Private Sector Employment, 2025



Annual Average Wage by Industry Private Employment, 2025



Source: Oregon Employment Department, [Quarterly Census of Employment and Wages](#)

## Notable Over-the-Year Employment Changes

February 2025 to February 2026

**Construction: 50 (+3%)**

**Retail Trade: -60 (-1%)**

**Leisure & Hospitality: 90 (+3%)**

**Manufacturing: -200 (-5%)**

**All Industries: 50 (+0%)**

**Employment change from February 2020 (seasonally adjusted):**  
**-820 (-2%)**

Source: [Oregon Employment Department Current Employment Estimates](#)

## News and Articles

QualityInfo: [Oregon Economic Update: Cautious Optimism for 2026](#) by Amy Vander Vliet

QualityInfo: [March 2026 Help Wanted Online Ads](#) by Luke Coury

QualityInfo: [Oregon's 2024 Maritime Employment](#) by Shaun Barrick

## Latest Douglas County Economic Data

February 2026 seasonally adjusted unemployment rate: [6.3%](#)

Change from previous year: [+0.7 pct. points](#)

Total Help Wanted Online (HWOL) job ads, March 2026: [1,700](#)

Maritime Industry employment, 2024: [253](#), [0.7% of employment](#)

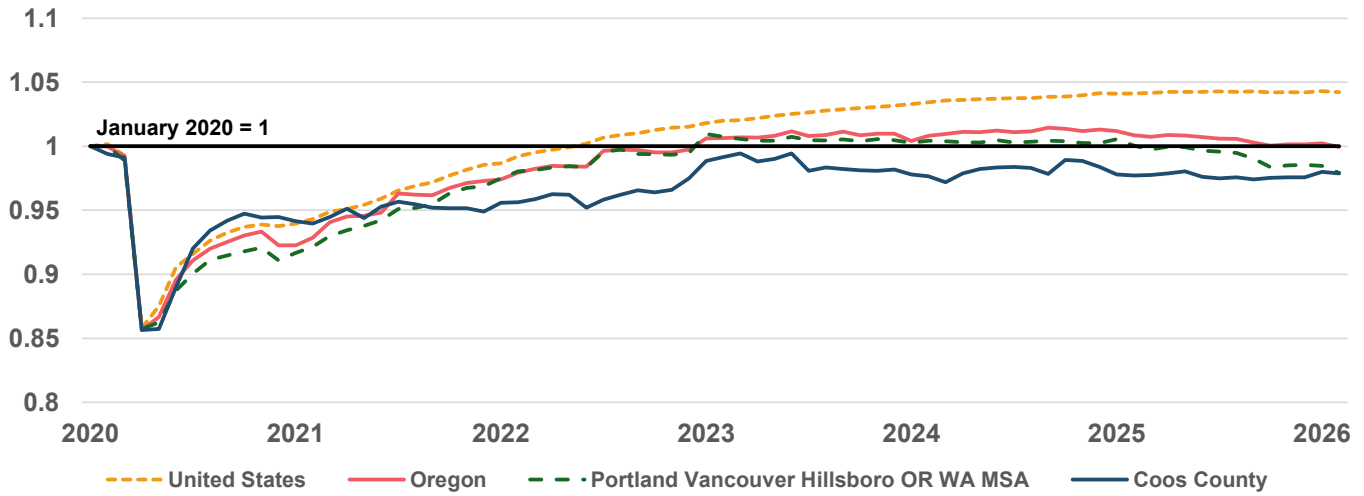
Business highlights: [new openings, closings & hiring events](#)

- **Closure:** Douglas C.A.R.E.S., a child advocacy center in Roseburg, will close.
- **Closure:** The News-Review, a newspaper in Roseburg, will close. It employed 15 workers.
- **Expanding Firm:** Tractor Supply Company opened in Roseburg.

[QualityInfo.org](#): your source for the latest economic data, highlights and analysis

Manage your subscriptions to this newsletter and other data releases on our [subscription page](#).

**Special Topic: Index of Total Nonfarm Employment**



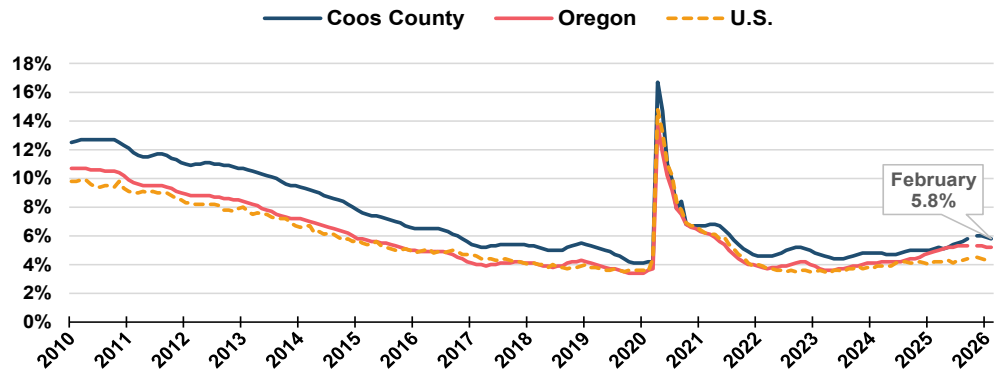
Source: Oregon Employment Department, U.S. Bureau of Labor Statistics

This index uses 2020 total nonfarm employment as the base value to compare employment at the local level up to the national level. Here we're seeing the United States adding jobs at a steady pace while Oregon leveled off and most recently dipped below employment levels in 2020. Historically Oregon has bounced back from recessions faster than the United States. The story for the urban core of Portland-Vancouver-Hillsboro is similar to that of Oregon. Coos County meanwhile has yet to see employment levels observed prior to the pandemic recession.

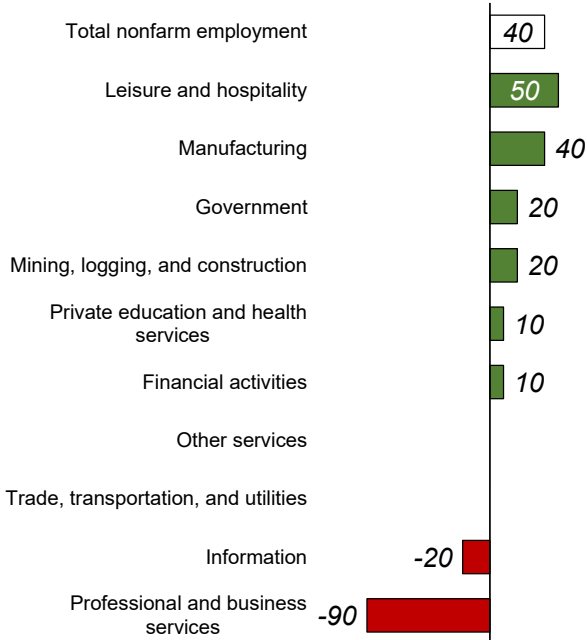
**Unemployment Rate at 5.8%**

- The seasonally adjusted unemployment rate in February 2025 was 5.1%
- The seasonally adjusted unemployment rate has ranged from 5.1% to 6.0% over the year

[More info on unemployment](#)



Source: Oregon Employment Department, LAUS



**Industry Employment Change: February 2025 to 2026**

*Coos County employment gained 40 jobs over the year*

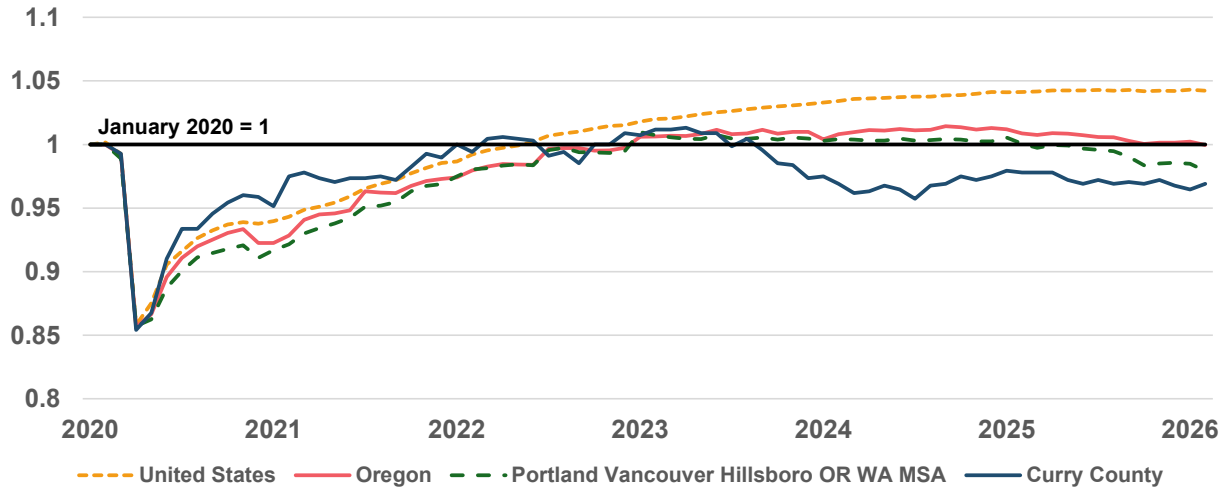
- Payroll employment up 0.2% over the year
- [Detailed February Employment Press Release](#)

**Jeff McAllister — Workforce Analyst for Southern Oregon**  
[Jeff.S.McAllister@employ.oregon.gov](mailto:Jeff.S.McAllister@employ.oregon.gov)  
 (541) 414 - 5325

[QualityInfo.org](#): Your source for the latest economic data, highlights, and analysis.

Explore more on Southwestern Oregon's economy here:  
[Southwestern Oregon: The Latest Research](#)

**Special Topic: Index of Total Nonfarm Employment**



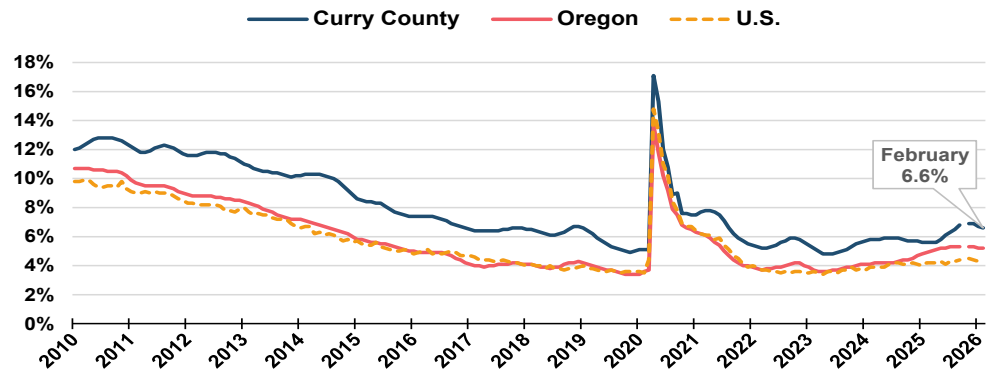
Source: Oregon Employment Department, U.S. Bureau of Labor Statistics

This index uses 2020 total nonfarm employment as the base value to compare employment at the local level up to the national level. Here we're seeing the United States adding jobs at a steady pace while Oregon leveled off and most recently dipped below employment levels in 2020. Historically Oregon has bounced back from recessions faster than the United States. The story for the urban core of Portland-Vancouver-Hillsboro is similar to that of Oregon. Curry County recovered quickly after the pandemic recession then tracked more closely with the state. Recently the county has been seeing employment levels below those observed prior to the pandemic.

**Unemployment Rate at 6.6%**

- The seasonally adjusted unemployment rate in February 2025 was 5.6%
- The seasonally adjusted unemployment rate has ranged from 5.6% to 6.9% over the year

[More info on unemployment](#)

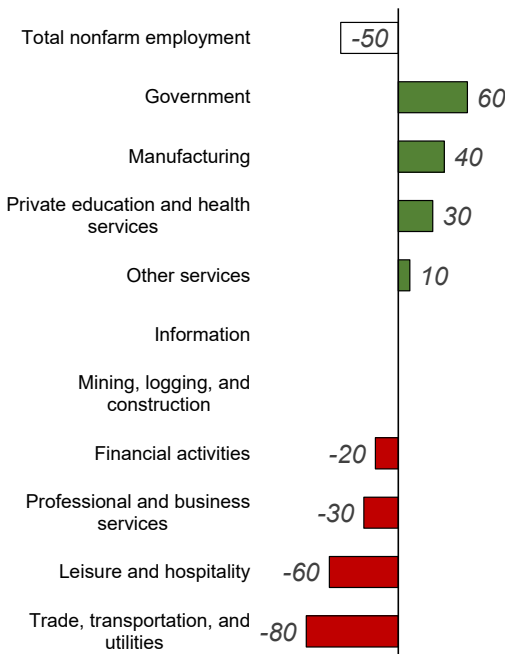


Source: Oregon Employment Department, LAUS

**Industry Employment Change: February 2025 to 2026**

*Curry County employment lost **50 jobs** over the year*

- Payroll employment down **0.8%** over the year
- [Detailed February Employment Press Release](#)



**Jeff McAllister — Workforce Analyst for Southern Oregon**

[Jeff.S.McAllister@employ.oregon.gov](mailto:Jeff.S.McAllister@employ.oregon.gov)

(541) 414 - 5325

[QualityInfo.org](#): Your source for the latest economic data, highlights, and analysis.

Explore more on Southwestern Oregon's economy here:

[Southwestern Oregon: The Latest Research](#)