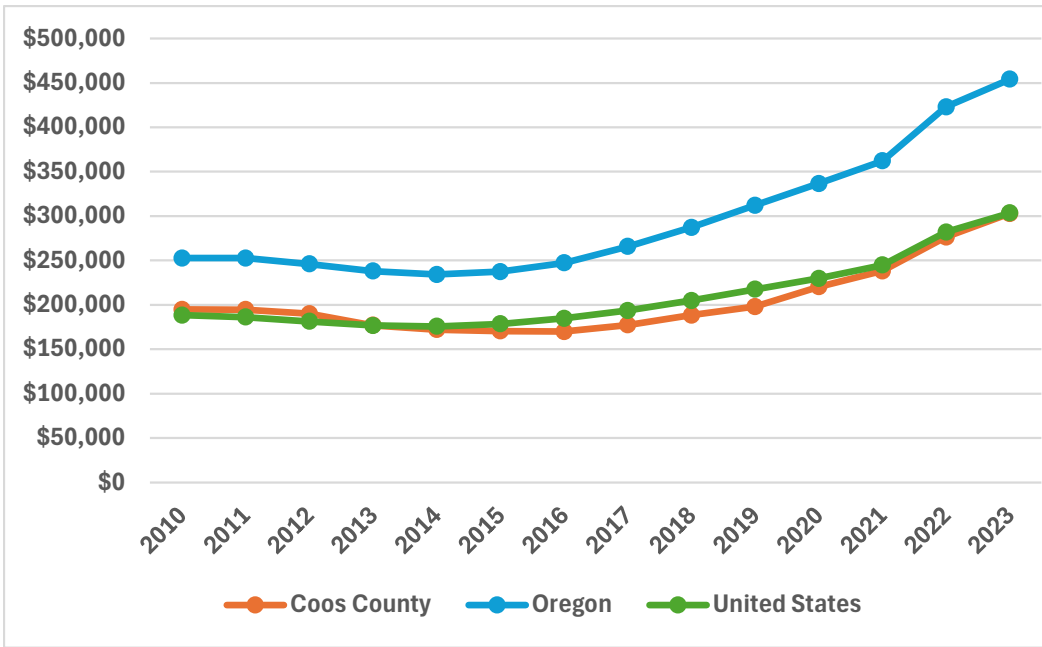


Special Topic: Median Home Values



Source: U.S. Census American Community Survey 2010-2023 5-Year Estimates Table DP04

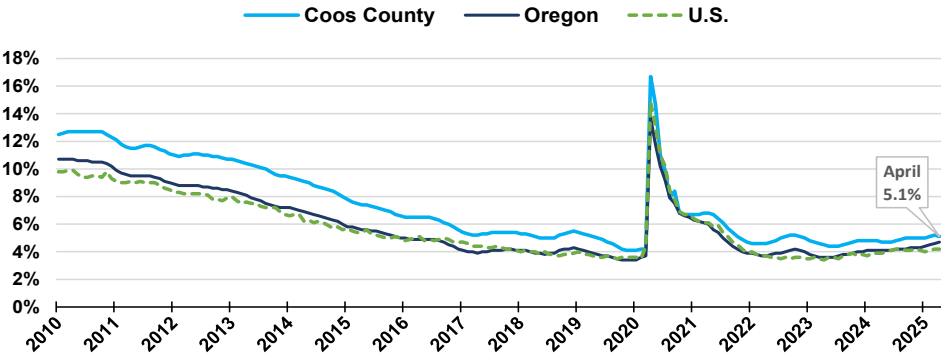
Median home values in Coos County have risen from \$170,000 in 2012-2016 to \$303,000 in 2019-2023, an increase of \$133,000 or 78%. This was a reversal from the period 2010-2016 when homes lost \$24,900 in value, a decline of 13%.

Coos County home values closely mirror what we see at the national level and are consistently below Oregon levels. As of 2019-2023, median home values are \$600 below the national median and \$151,000 below the Oregon median. These numbers are bound to shift with housing supply in the headlines and concerted efforts being made by policy-makers.

Unemployment Rate at 5.1%

- The seasonally adjusted unemployment rate April 2024 was 4.7%
- The seasonally adjusted unemployment rate has ranged from 4.7% to 5.2% over the year

[More info on unemployment](#)



Source: Oregon Employment Department, LAUS

Industry Employment Change: April 2024 to April 2025

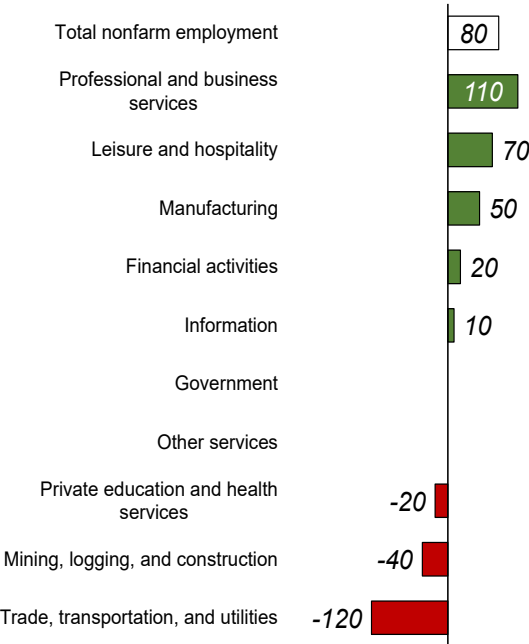
Coos County employment gained 80 jobs over the year

- Payroll employment up 0.3% in the past year
- [Detailed May Employment Press Release](#)

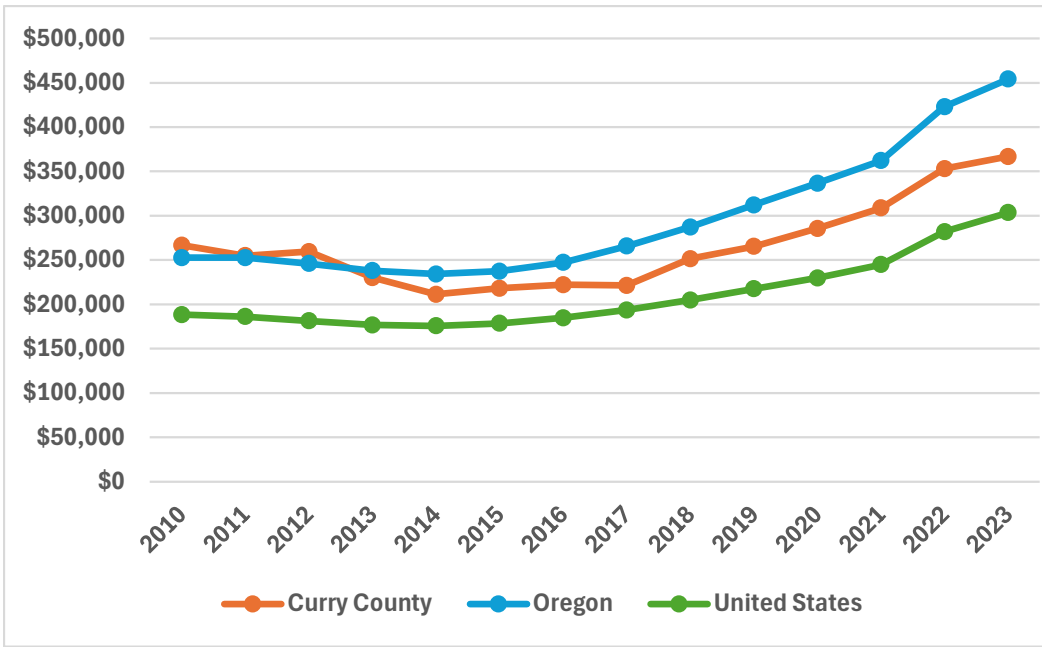
Jeff McAllister — Workforce Analyst for Southern Oregon
Jeff.S.McAllister@employ.oregon.gov
(541) 414 - 5325

[QualityInfo.org](#): Your source for the latest economic data, highlights, and analysis.

Explore more on Southwestern Oregon's economy here:
[Southwestern Oregon: The Latest Research](#)



Special Topic: Median Home Values



Median home values in Curry County have risen from \$221,300 in 2013-2017 to \$366,700 in 2019-2023, an increase of \$145,400 or 66%. This was a reversal from the period 2010-2017 when homes lost \$45,500 in value, a decline of 17%.

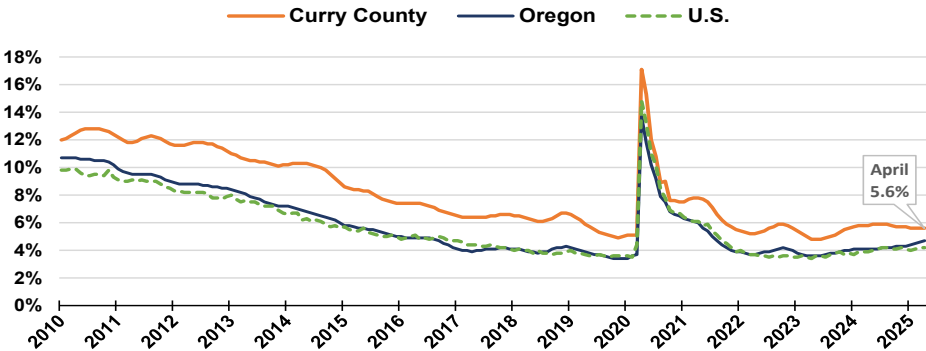
Curry County home values have been above national levels and below state levels. As of 2019-2023, median home values are \$47,700 above the national median and \$87,500 below the Oregon median. These numbers are bound to shift with housing supply in the headlines and concerted efforts being made by policy-makers.

Source: U.S. Census American Community Survey 2010-2023 5-Year Estimates Table DP04

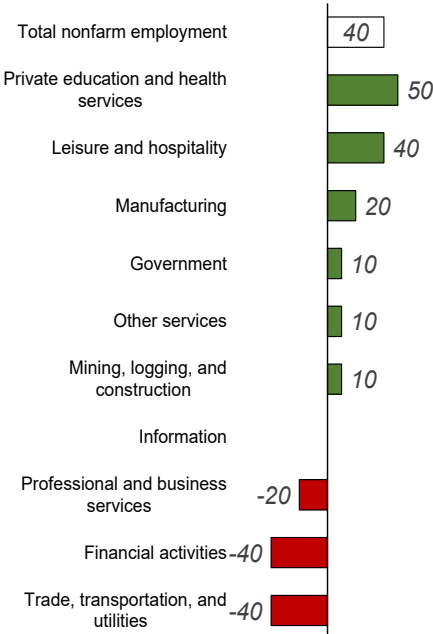
Unemployment Rate at 5.6%

- The seasonally adjusted unemployment rate in April 2024 was 5.8%
- The seasonally adjusted unemployment rate has ranged from 5.6% to 5.9% over the year

[More info on unemployment](#)



Source: Oregon Employment Department, LAUS



Industry Employment Change: April 2024 to April 2025

Curry County employment gained 40 jobs over the year

- Payroll employment up 0.6% over the year
- [Detailed May Employment Press Release](#)

Jeff McAllister — Workforce Analyst for Southern Oregon

Jeff.S.McAllister@employ.oregon.gov

(541) 414 - 5325

[QualityInfo.org](#): Your source for the latest economic data, highlights, and analysis.

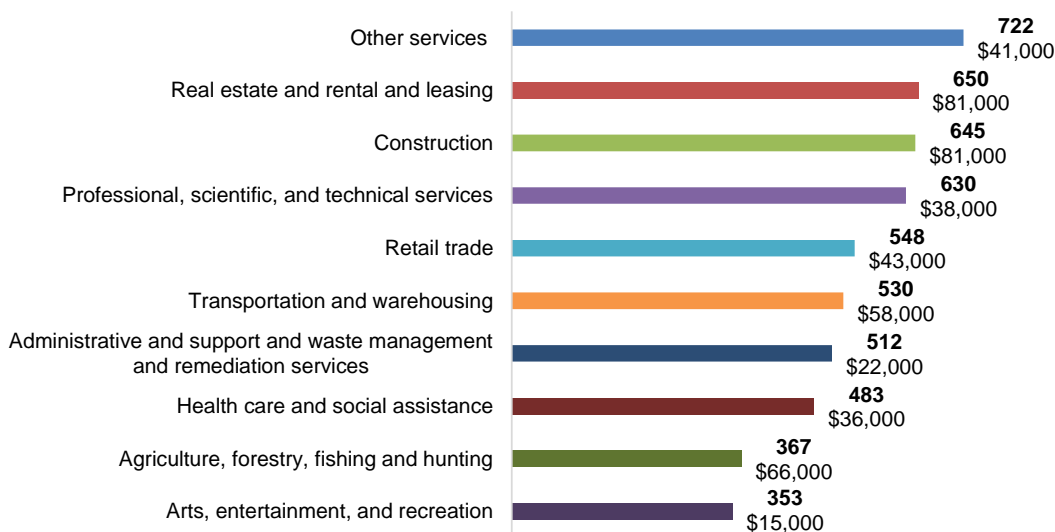
Explore more on Southwestern Oregon's economy here:
[Southwestern Oregon: The Latest Research](#)

DOUGLAS COUNTY ECONOMIC INDICATORS

May 2025

Graph of the Month: While most workforce data concerns employers and wage earners, a key part of the economy is made up of “nonemployers”, including sole proprietors and other business structures. In Douglas, the most nonemployers were in services, real estate and construction.

Douglas Nonemployer Establishments and Average Revenue, 2023



Source: [U.S. Census Bureau, 2023 Nonemployer Statistics](#)

Notable Over-the-Year Employment Changes

April 2024 to April 2025

Private Education and Health Services: 220 (+3%)

Manufacturing: -140 (-3%)

Government: 130 (+2%)

Retail Trade: -220 (-5%)

All Industries: -480 (-1%)

Employment change from February 2020 ([seasonally adjusted](#)):
-980 (-2%)

Source: [Oregon Employment Department Current Employment Estimates](#)

News and Articles

QualityInfo: [Regionality in Oregon’s Green Labor Market](#) by Luke Coury

QualityInfo: [The Hachman Index: A Measure for Industry Employment Diversity](#) by Jeff McAllister

QualityInfo: [Winter 2025 Hiring Among Oregon’s Private Employers Remains Near Lowest Level Since 2020](#) by Anna Johnson

Latest Douglas County Economic Data

Unemployment rate: [5.6%](#)
(seasonally adjusted)

Change from previous year: [+0.4 pct. points](#)

Hachman Index of industry diversity in Douglas County: [0.441](#)

Rank among Oregon Counties: [14th \(of 36\)](#)

Ratio in the U.S.: [1:1](#)

Business highlights: [new openings, closings & hiring events](#)

- **Reopening:** Tractor Supply, a farm and garden supply company, will reopen in Klamath Falls and Roseburg.
- **New Firm:** B's Sweet Treats, a bakery, will open in Roseburg.
- **New Firm:** Central Art Supply will open in Roseburg.

[QualityInfo.org](#): your source for the latest economic data, highlights and analysis

Manage your subscriptions to this newsletter and other data releases on our [subscription page](#).