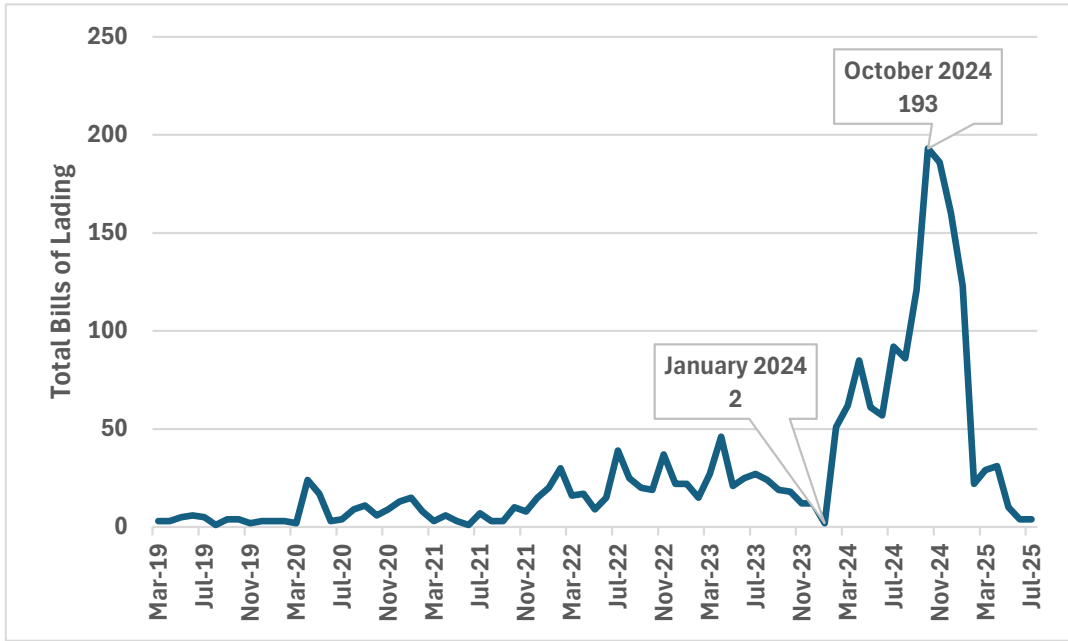


Special Topic: Coos Bay Trade Activity 2019-2025



Source: ImportInfo, U.S. Customs

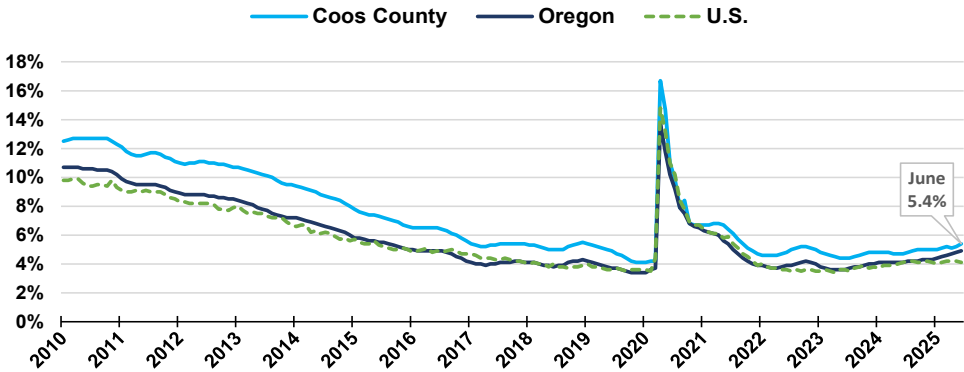
This report analyzes bills of lading receipts processed from March 2019 to July 2025 which serves as a proxy for trade activity. Receipts were relatively stable leading into early 2024 when activity increased. This past year there was a 431% surge in the average monthly volume of shipments being received in Coos Bay from a recent record low in January 2024. By October 2024 receipts had increased to 193, a record high.

Since October 2024 shipments have seen a sharp decline, returning to levels seen previously. This is reflective of a broader national trend of increased trade volatility.

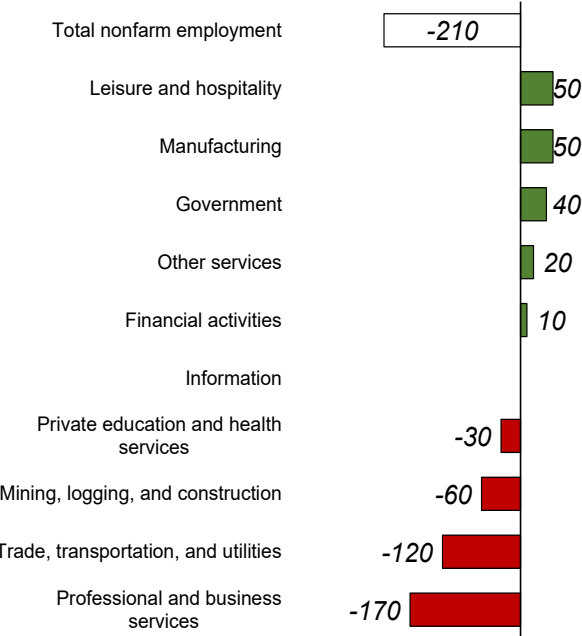
Unemployment Rate at 5.4%

- The seasonally adjusted unemployment rate June 2024 was 4.7%
- The seasonally adjusted unemployment rate has ranged from 4.7% to 5.4% over the year

[More info on unemployment](#)



Source: Oregon Employment Department, LAUS



Industry Employment Change: June 2024 to June 2025

Coos County employment lost 210 jobs over the year

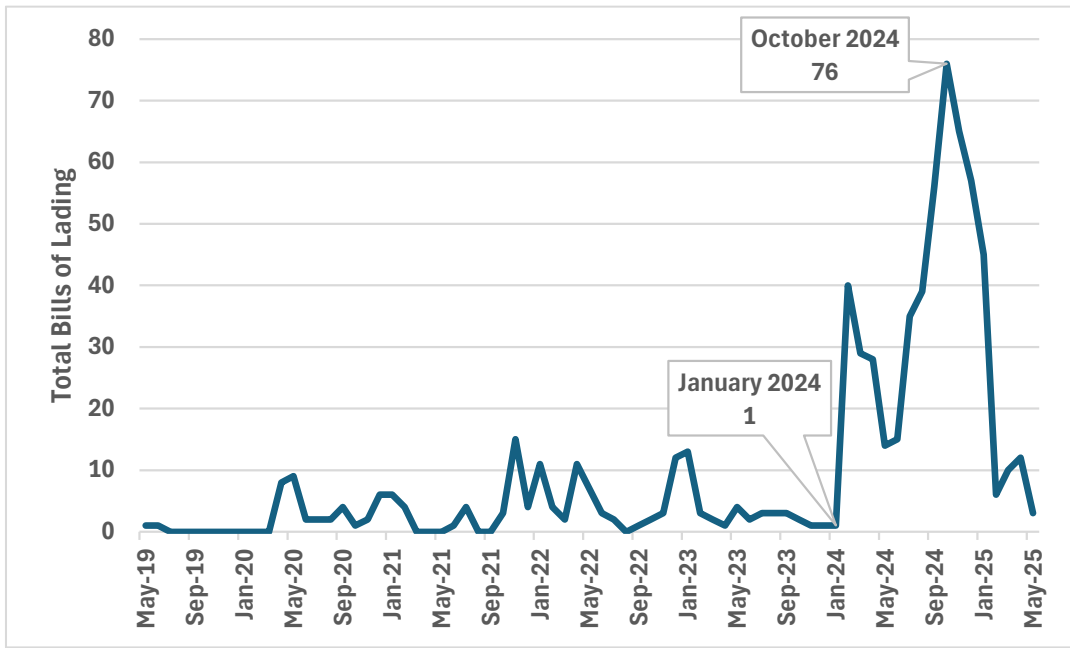
- Payroll employment down 0.9% over the year
- [Detailed June Employment Press Release](#)

Jeff McAllister — Workforce Analyst for Southern Oregon
Jeff.S.McAllister@employ.oregon.gov
(541) 414 - 5325

[QualityInfo.org](#): Your source for the latest economic data, highlights, and analysis.

Explore more on Southwestern Oregon's economy here:
[Southwestern Oregon: The Latest Research](#)

Special Topic: Brookings Trade Activity 2019-2025



Source: ImportInfo, U.S. Customs

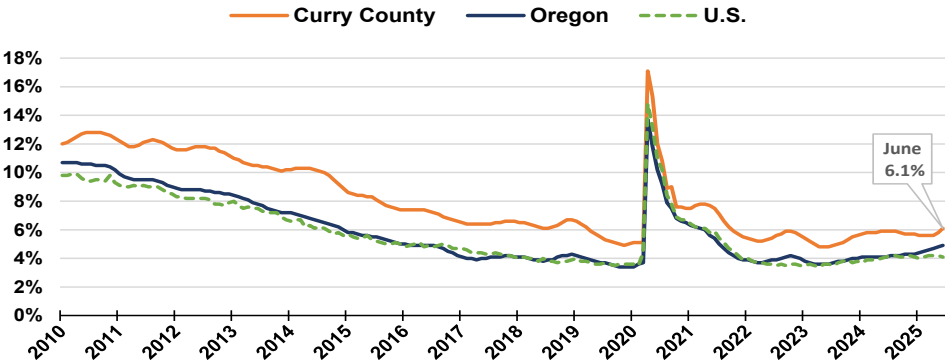
This report analyzes bills of lading receipts processed from May 2019 to May 2025 which serves as a proxy for trade activity. Receipts were relatively stable leading into early 2024 when activity increased. This past year there was a 1200% surge in the average monthly volume of shipments being received in Brookings from a recent record low in January 2024. By October 2024 receipts had increased to 76, a record high.

Since October 2024 shipments have seen a sharp decline, returning to levels seen previously. This is reflective of a broader national trend of increased trade volatility.

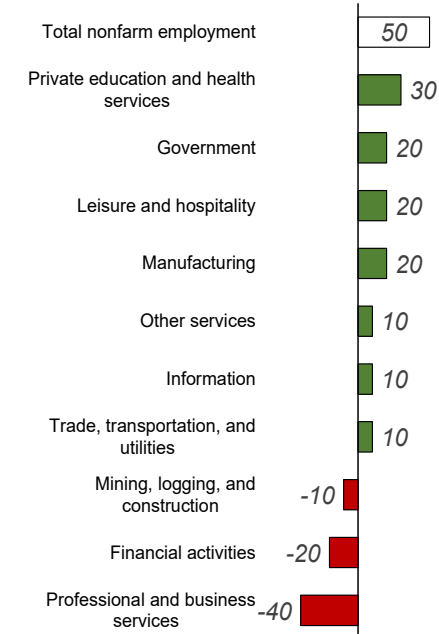
Unemployment Rate at 6.1%

- The seasonally adjusted unemployment rate in June 2024 was 5.9%
- The seasonally adjusted unemployment rate has ranged from 5.6% to 6.1% over the year

[More info on unemployment](#)



Source: Oregon Employment Department, LAUS



Source: Oregon Employment Department, CES

Industry Employment Change: June 2024 to June 2025

Curry County employment gained 50 jobs over the year

- Payroll employment up 0.7% over the year
- [Detailed June Employment Press Release](#)

Jeff McAllister — Workforce Analyst for Southern Oregon

Jeff.S.McAllister@employ.oregon.gov

(541) 414 - 5325

[QualityInfo.org](#): Your source for the latest economic data, highlights, and analysis.

Explore more on Southwestern Oregon's economy here:

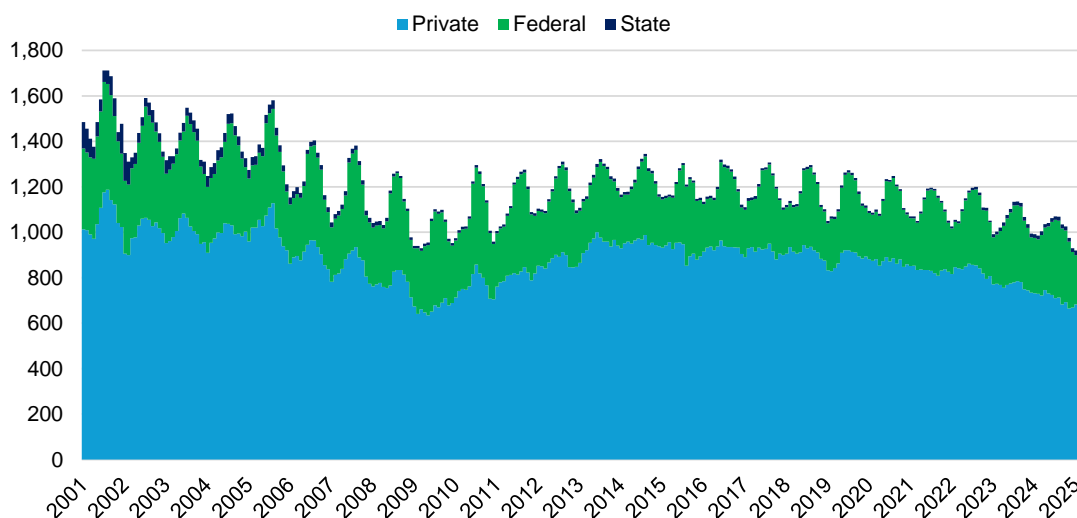
[Southwestern Oregon: The Latest Research](#)

DOUGLAS COUNTY ECONOMIC INDICATORS

July 2025

Graph of the Month: Building on Brian Rooney's [recent article on the forestry and logging industry](#), I looked at Douglas trends in the sector. Forestry employment, which is highly seasonal, declined over 25 years, though Douglas has much more of the state's employment (12%) than jobs overall (2%).

Douglas County Employment in Forestry and Logging



Source: Oregon Employment Department, Quarterly Census of Employment and Wages

Notable Over-the-Year Employment Changes

June 2024 to June 2025

Private Education and Health Services: 290 (+4%)

Manufacturing: -160 (-4%)

Government: 160 (+2%)

Retail Trade: -150 (-3%)

All Industries: -240 (-1%)

Employment change from February 2020 ([seasonally adjusted](#)):
-930 (-2%)

Source: [Oregon Employment Department Current Employment Estimates](#)

News and Articles

QualityInfo: [Oregon's Nonprofits in 2024](#) by Shaun Barrick

QualityInfo: [Growing Demand and Workforce Needs in Oregon's Health Care and Social Assistance Sector](#) by Gail Krumenauer

1859 Onward from Business Oregon: [A Transition to an Employer-Driven Market in Oregon](#) by Damon Runberg

Latest Douglas County Economic Data

Unemployment rate: [5.9%](#)
(seasonally adjusted)

Change from previous year: [+0.6 pct. points](#)

Oregon Employment in Forestry and Logging Industry: [8,747](#)

New Report on Quality Info: [Growing Demand and Workforce Needs in Oregon's Health Care and Social Assistance Sector](#)

Business highlights: [new openings, closings & hiring events](#)

- *New Firm:* Kuma's Table, a catering and cooking business, opened in Roseburg.
- *New Firm:* Tabletop Kingdom, a hobby shop, opened in Roseburg.
- *New Firm:* Yours Truly, a bookstore, opened in Roseburg.

[QualityInfo.org](#): your source for the latest economic data, highlights and analysis

Manage your subscriptions to this newsletter and other data releases on our [subscription page](#).