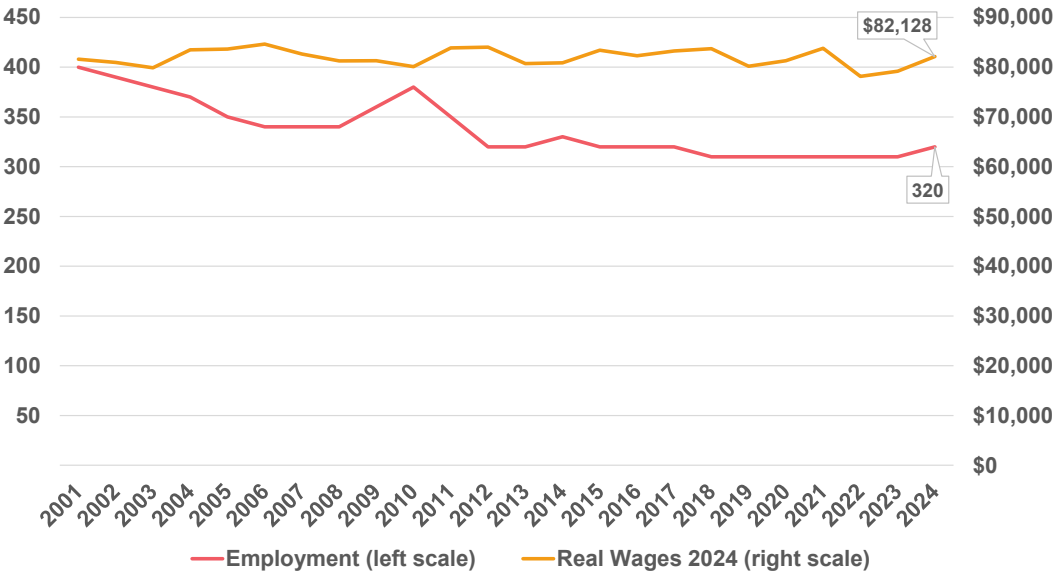


Special Topic: Federal Government Employment & Wages



Source: Oregon Employment Department, Current Employment Statistics - employment data & Quarterly Census of Employment and Wages - wage data

Federal Government Shutdown
Pauses Employment Reports

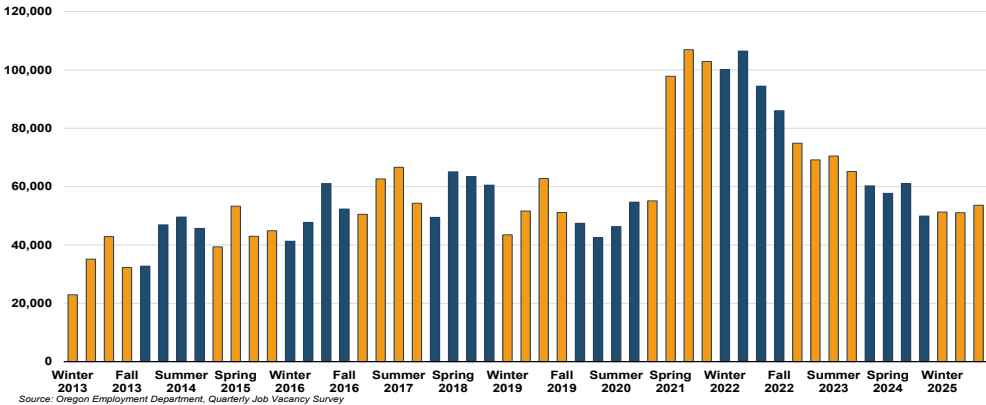
Federal government employment has been trending down over the past 23 years. In 2024 the sector employed 80 fewer workers (-20%) compared with 2001. Current employment data won't reflect those who took the buyout option and remain on payrolls until September. Those declines will show up in October estimates.

While employment has decreased over this period, average wages have increased \$523 (1%). Wages were \$10,815 above the average annual wage in Oregon in 2024.

Summer Job Vacancies
Occupations with the highest number of difficult-to-fill vacancies:

- Truck drivers
- Retail salespersons
- Personal care aides

Job Vacancies at Private Employers in Oregon, 2013 - 2025



Source: Oregon Employment Department, Quarterly Job Vacancy Survey

Oregon Private Job Vacancies by Industry, Summer 2025

Industry	Vacancies
All Industries	53,642
Health care and social assistance	12,542
Retail trade	6,075
Construction	6,047
Leisure and hospitality	4,553
Professional, scientific, and technical services	4,390
Management, administrative, and waste services	3,567
Financial activities	3,486
Other services	3,402
Transportation, warehousing, and utilities	3,207
Wholesale trade	1,803
Manufacturing	1,452
Information	1,310
Private educational services	1,223
Natural resources and mining	585

Source: Oregon Employment Department

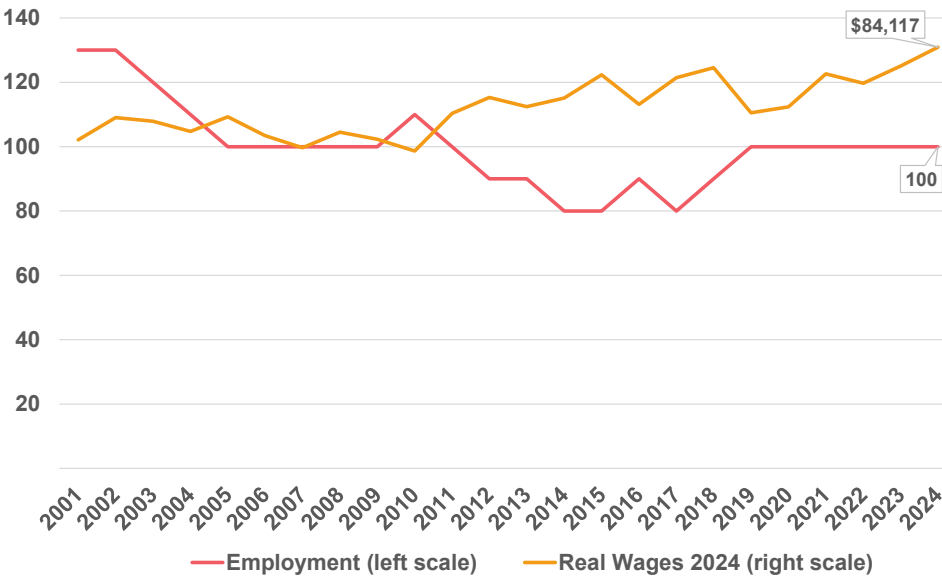
Health care and social assistance represented 23% of all summer vacancies with 12,542. Retail trade had 6,075 (11%) and construction had 6,047 (11%). Natural resources had the least with 585 (1%).

Jeff McAllister — Workforce Analyst for Southern Oregon
Jeff.S.McAllister@employ.oregon.gov
(541) 414 - 5325

QualityInfo.org: Your source for the latest economic data, highlights, and analysis.

Explore more on Southwestern Oregon's economy here:
[Southwestern Oregon: The Latest Research](#)

Special Topic: Federal Government Employment & Wages



Source: Oregon Employment Department, Current Employment Statistics - employment data & Quarterly Census of Employment and Wages - wage data

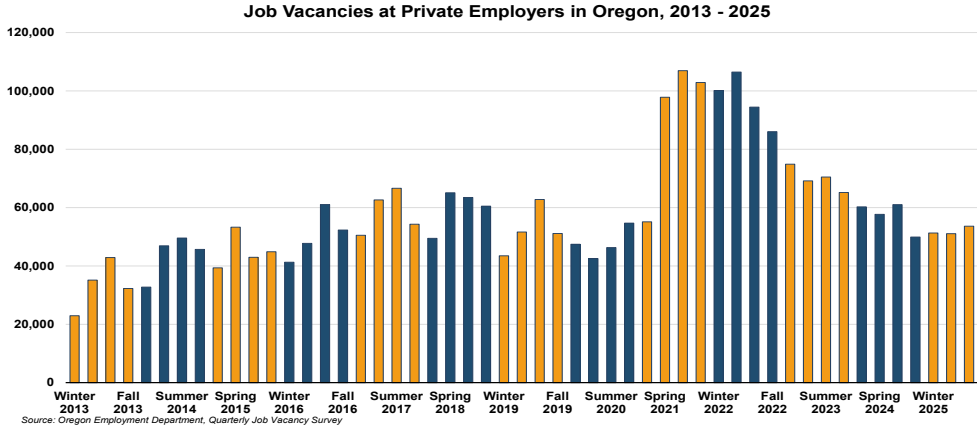
Federal Government Shutdown
Pauses Employment Reports

Federal government employment has been relatively stable over the past 23 years. In 2024 the sector employed 30 fewer workers (-23%) compared with 2001. Current employment data won't reflect those who took the buyout option and remain on payrolls until September. Those declines will show up in October estimates.

While employment has decreased over this period, average wages have increased \$18,515 (28%). Wages were \$12,804 above the average annual wage in Oregon in 2024.

Summer Job Vacancies
Occupations with the highest number of difficult-to-fill vacancies:

- Truck drivers
- Retail salespersons
- Personal care aides



Oregon Private Job Vacancies by Industry, Summer 2025

Industry	Vacancies
All Industries	53,642
Health care and social assistance	12,542
Retail trade	6,075
Construction	6,047
Leisure and hospitality	4,553
Professional, scientific, and technical services	4,390
Management, administrative, and waste services	3,567
Financial activities	3,486
Other services	3,402
Transportation, warehousing, and utilities	3,207
Wholesale trade	1,803
Manufacturing	1,452
Information	1,310
Private educational services	1,223
Natural resources and mining	585

Source: Oregon Employment Department

Health care and social assistance represented 23% of all summer vacancies with 12,542. Retail trade had 6,075 (11%) and construction had 6,047 (11%). Natural resources had the least with 585 (1%).

Jeff McAllister — Workforce Analyst for Southern Oregon
Jeff.S.McAllister@employ.oregon.gov
(541) 414 - 5325

[QualityInfo.org](https://qualityinfo.org): Your source for the latest economic data, highlights, and analysis.

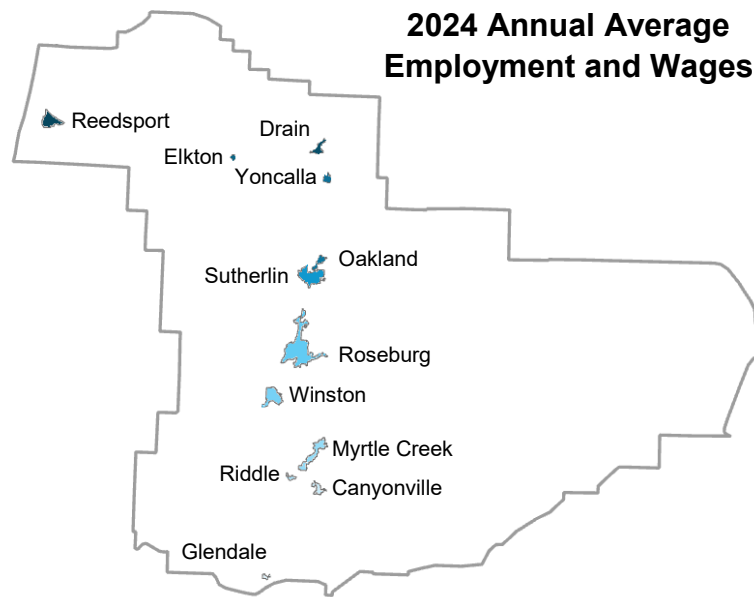
Explore more on Southwestern Oregon's economy here:
[Southwestern Oregon: The Latest Research](#)

DOUGLAS COUNTY ECONOMIC INDICATORS

October 2025

The U.S. Bureau of Labor Statistics (BLS) suspended the monthly employment and unemployment reports for the nation, states, and metropolitan areas as of Oct. 1, 2025. Oregon's monthly jobs and unemployment rate for September are unavailable at this time, so this month's indicators will highlight other recent data.

Graph of the Month: 2024 employment data is now available for regions below the county level. Douglas County has a lower average wage than the state, but unlike many areas has a higher average wage outside city limits than within them. Contact your [local analyst](#) for more data.



Latest Douglas County Economic Data

Douglas County Federal jobs in 4th quarter 2024:

[1,478](#)

Difference between average wage for federal employees and average wage for all industries:

[+66%](#)

Business highlights: [new openings, closings & hiring events](#)

- **New Firm:** The Majestic Theater and Big Picture Café will open in Roseburg.
- **Closure:** U.S. Bank in Drain will close.
- **New Firm:** The Herb & Thread Academy, a fashion and clothing alteration business, opened in Roseburg.

Area	Establishments	Average Employment	Total Wages	Average Wage	Largest Industry
Reedsport	183	1,269	\$56,837,252	\$44,789	Health Care and Social Assistance
Drain	53	388	\$16,992,362	\$43,795	Manufacturing
Elkton	16	77	\$2,456,960	\$31,909	Leisure and Hospitality
Yoncalla	29	183	\$6,628,342	\$36,220	Service Industries (combined)
Oakland	44	253	\$10,951,191	\$43,285	Service Industries (combined)
Sutherlin	256	2,439	\$117,981,239	\$48,373	Manufacturing
Roseburg	1,579	21,369	\$1,220,246,914	\$57,104	Health Care and Social Assistance
Winston	125	998	\$43,186,819	\$43,273	Leisure and Hospitality
Myrtle Creek	202	1,397	\$58,727,427	\$42,038	Retail
Riddle	42	230	\$9,120,499	\$39,654	Health Care and Social Assistance
Canyonville	65	1,144	\$47,103,521	\$41,174	Service Industries (combined)
Glendale	25	137	\$5,034,062	\$36,745	Service Industries (combined)
Outside UGBs	1,440	10,366	\$570,204,216	\$55,007	Manufacturing

Source: Oregon Employment Department, Geocoded QCEW

News and Articles

QualityInfo: [Federal Government Jobs in Oregon](#) by Anna Johnson and Gail Krumenauer

QualityInfo: [Summer 2025 Hiring Among Oregon's Private Employers](#) by Anna Johnson

QualityInfo: [Online Job Postings by Occupation Group in Oregon](#) by Bingjie Kong

[QualityInfo.org](#): your source for the latest economic data, highlights and analysis

Manage your subscriptions to this newsletter and other data releases on our [subscription page](#).