

DOUGLAS COUNTY ECONOMIC INDICATORS

November 2025

Note: After being delayed by the federal shutdown, Oregon's local monthly employment reports for September will be released on Tuesday, December 16th. In the meantime, I'll be highlighting other recent data releases from our programs. We will return to the regular schedule of monthly local data releases in 2026.

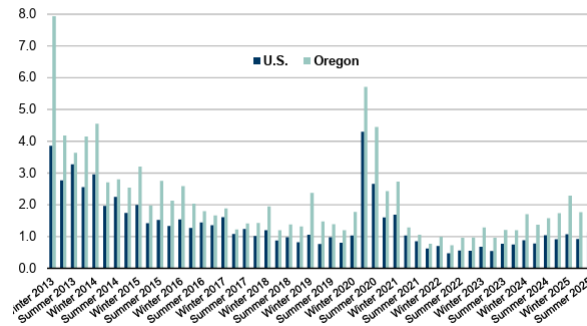
Job Vacancies: The number of private job vacancies declined in Oregon over the year to the summer of 2025, with a smaller decline taking place in Southwestern Oregon. In the state, there were around 2 unemployed people per job vacancy, higher than in 2022, but much lower than 2020.

Oregon Private Job Vacancies

Geography	Q3 2024	Q3 2025	Change
Oregon Statewide	61,013	53,642	-12%
Portland Metro	21,582	12,443	-42%
Mid-Valley	9,946	7,194	-28%
Lane	7,022	4,878	-31%
Clackamas	6,412	8,122	27%
East Cascades	4,514	6,698	48%
Eastern OR	2,944	2,696	-8%
Rogue Valley	2,477	4,447	80%
Northwest OR	2,420	3,812	58%
Southwestern OR	2,326	2,224	-4%

Multi-area or unknown regions excluded

Ratio of unemployed persons to job vacancies



Source: Oregon Employment Department, Job Vacancy Survey

Real Change in Median Hourly Wage by Broad Industry First Quarter 2024 to First Quarter 2025

	1Q2025 Median Wage	Over the Year Real Gain (\$)	Over the Year Real Gain (%)
All Industries	\$28.94	\$0.16	0.6%
State Government	\$51.25	\$2.36	4.8%
Information	\$53.94	\$2.34	4.5%
Construction	\$36.81	\$0.85	2.4%
Professional and Business Services	\$32.44	\$0.67	2.1%
Financial Activities	\$35.78	\$0.63	1.8%
Local Government	\$39.14	\$0.69	1.8%
Wholesale Trade	\$33.91	\$0.55	1.6%
Other Services	\$25.96	\$0.28	1.1%
Retail Trade	\$20.73	\$0.14	0.7%
Natural Resources and Mining	\$20.43	\$0.08	0.4%
Private Educational Services	\$28.38	\$0.11	0.4%
Manufacturing	\$32.73	\$0.00	0.0%
Health Care & Social Assistance	\$27.99	-\$0.01	0.0%
Leisure and Hospitality	\$20.23	-\$0.03	-0.1%
Transportation, Warehousing, and Utilities	\$29.38	-\$0.25	-0.8%

Source: Oregon Employment Department, Unemployment Insurance Wage Records

Wage Change by Industry: From 2024 to 2025 Q1 the median wage adjusted for inflation in Oregon grew by 0.6%. Wage growth was much higher in government and information, and lower in transportation and leisure and hospitality.

Latest Douglas County Economic Data

Real Change in Median Hourly Wage in Oregon, 2024 Q1 to 2025 Q1: **\$0.16**
(+0.6%)

Ratio of Southwestern Oregon unemployed persons to private job vacancies in Summer 2025: **2.4:1**

Business highlights: [new openings, closings & hiring events](#)

- **New Firm:** Juanita's Latin Fusion, a food cart, opened in Roseburg.
- **Expansion:** Ingram Content Group in Roseburg plans to fill nearly 60 positions.

QualityInfo.org: your source for the latest economic data, highlights and analysis

News and Articles

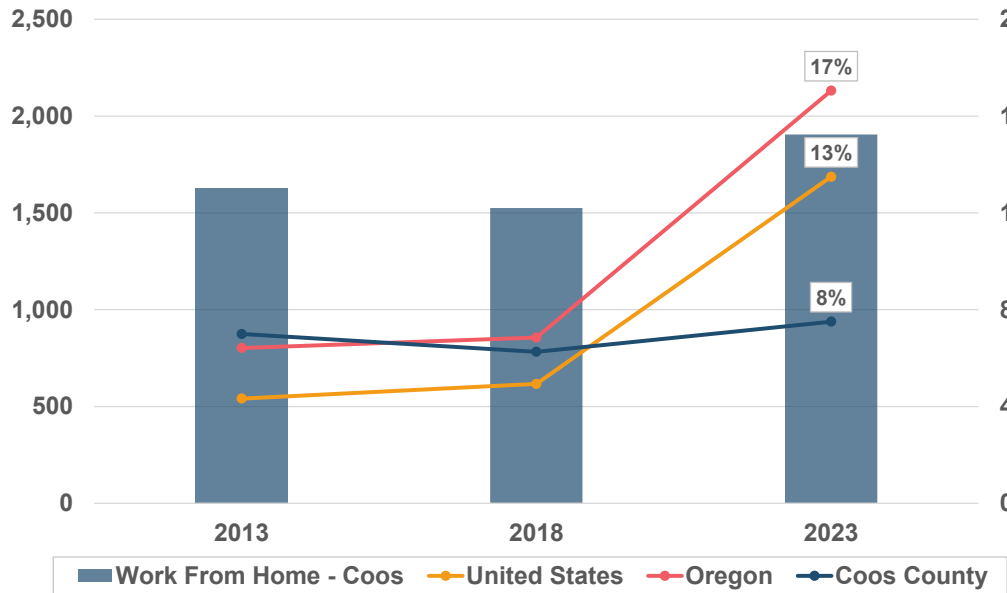
QualityInfo: [Unwrapping Holiday Hiring](#) by Luke Coury

QualityInfo: [High-Wage Jobs in the Leisure and Hospitality Industry](#) by Guy Tauer

QualityInfo: [Career and Technical Education in Oregon](#) by Nelson Gomes

Manage your subscriptions to this newsletter and other data releases on our [subscription page](#).

Special Topic: Work From Home Workforce



Source: U.S. Census Bureau, Table B08006 ACS 5-Year Estimates

Monthly Employment Reports
Resume December 10th
Revised News Release Dates

In 2013 approximately 1,600 individuals or 7% of the workforce worked from home in Coos County. This figure dropped to about 1,500 (6%) in 2018, followed by an increase to above 1,900 (8%) in 2023. The share of the workforce that works from home has been stable.

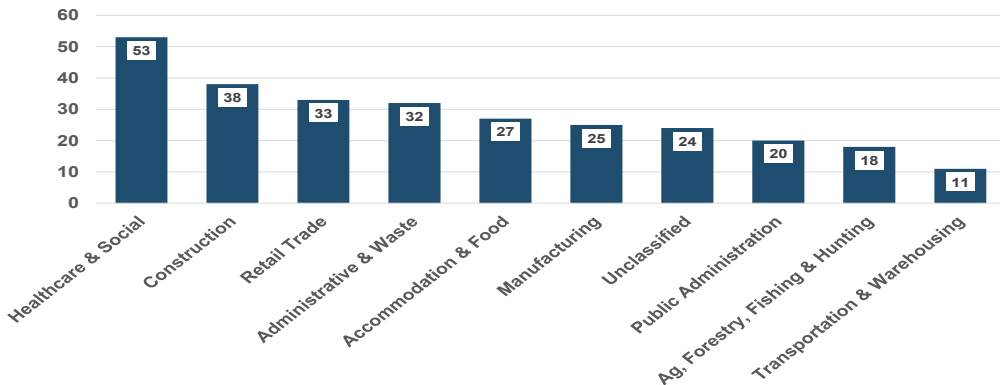
The state and country experienced rapid increases in the share of workers working from home over this 10-year period. Oregon's share jumped from 6% to 17%, and the United States' share increased from 4% to 13%.

Unemployment Insurance
Claims by Industry

Industries with the most continued UI claims in October:

- Healthcare & social (19%)
- Construction (14%)
- Retail trade (12%)

Continued UI Claims by Industry
October 2025



Source: U.S. Bureau of Labor Statistics, Oregon Employment Department

Continued UI Claims by Occupation
October 2025



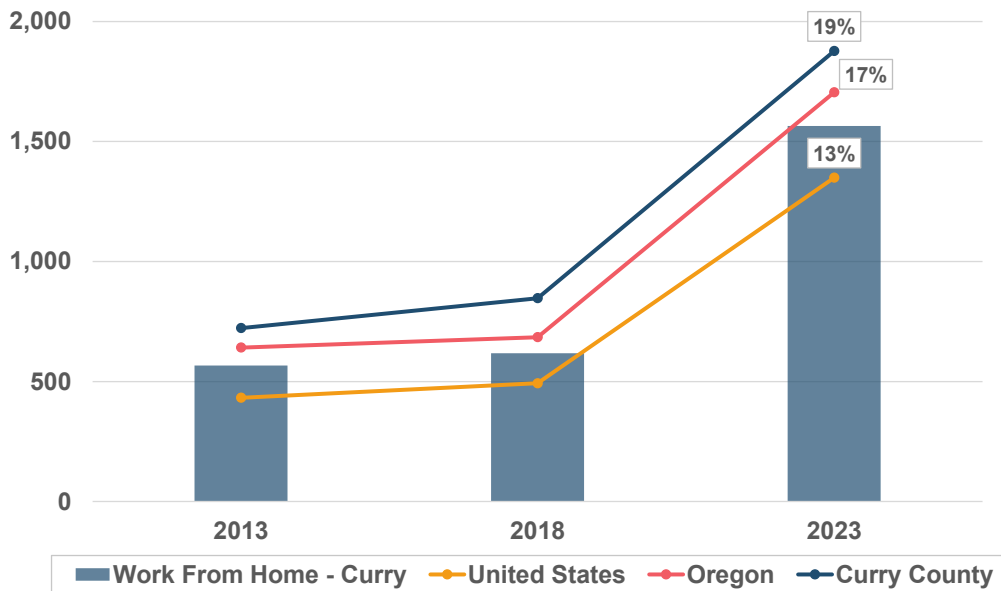
Office and administrative support occupations accounted for 19% of claims in October followed by management (15%) and construction and extraction (13%). Production occupations accounted for 5%.

Jeff McAllister — Workforce Analyst for Southern Oregon
Jeff.S.McAllister@employ.oregon.gov
(541) 414 - 5325

QualityInfo.org: Your source for the latest economic data, highlights, and analysis.

Explore more on Southwestern Oregon's economy here:
Southwestern Oregon: The Latest Research

Special Topic: Work From Home Workforce



Source: U.S. Census Bureau, Table B08006 ACS 5-Year Estimates

Monthly Employment Reports Resume December 10th Revised News Release Dates

In 2013 approximately 600 individuals or 7% of the workforce worked from home in Curry County. This figure increased modestly in 2018, followed by a marked uptick to above 1,500 (13%) in 2023. The share of the workforce that works from home nearly tripled.

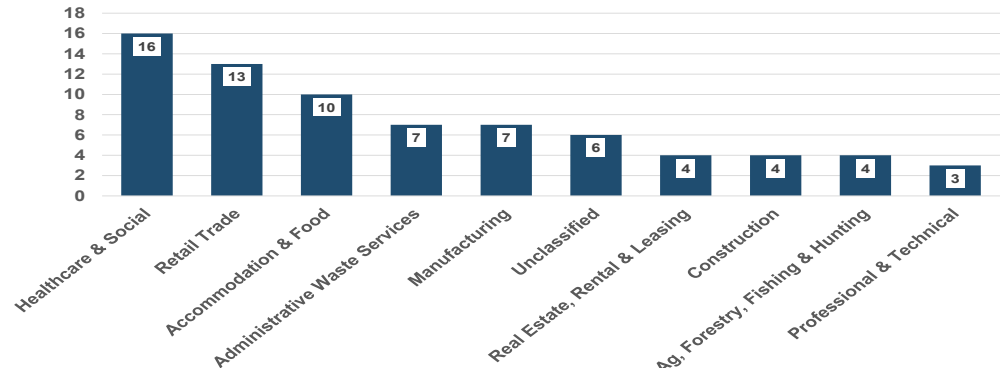
The state and country experienced rapid increases in the share of workers working from home over this 10-year period. Oregon's share jumped from 6% to 17%, and the United States' share increased from 4% to 13%.

Unemployment Insurance Claims by Industry

Industries with the most continued UI claims in October:

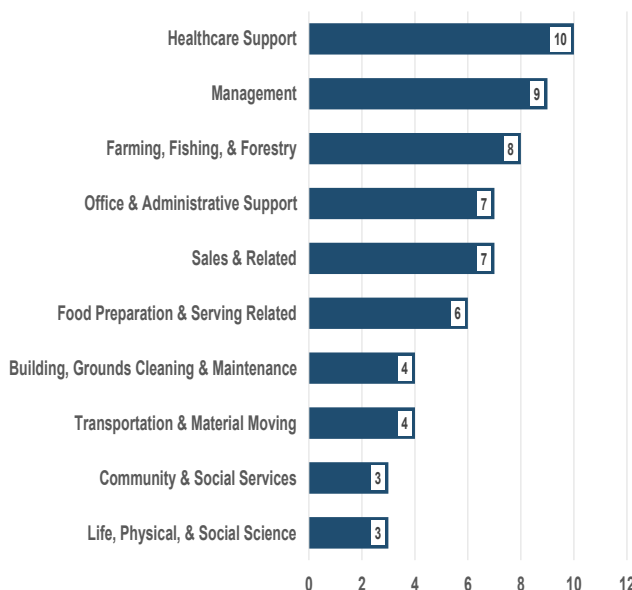
- Healthcare & social (22%)
- Retail trade (18%)
- Accommodation & food (14%)

Continued UI Claims by Industry October 2025



Source: U.S. Bureau of Labor Statistics, Oregon Employment Department

Continued UI Claims by Occupation October 2025



Source: U.S. Bureau of Labor Statistics, Oregon Employment Department

Healthcare support occupations accounted for 14% of claims in October followed by management (13%) and farming, fishing, & forestry (11%). Installation, maintenance, & repair occupations accounted for 5%.

Jeff McAllister — Workforce Analyst for Southern Oregon

Jeff.S.McAllister@employ.oregon.gov

(541) 414 - 5325

QualityInfo.org: Your source for the latest economic data, highlights, and analysis.

Explore more on Southwestern Oregon's economy here:

Southwestern Oregon: The Latest Research